
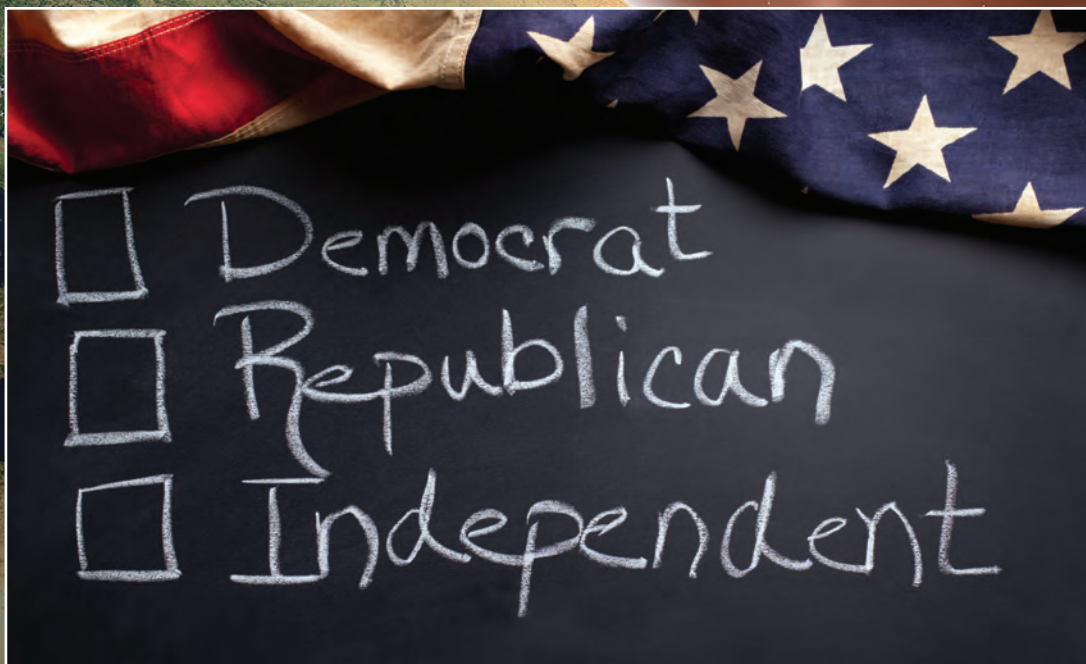


POLITICS & GLOBAL WARMING, SPRING 2014



YALE PROJECT ON
**CLIMATE CHANGE
COMMUNICATION**
BRIDGING SCIENCE + SOCIETY



4C

George Mason University
Center for Climate Change Communication

Table of Contents

Introduction.....	2
Key Findings	4
1. Support for Political Candidates.....	7
2. Individual Political Actions on Global Warming	12
3. Willingness to Take Political Actions	17
4. Political Efficacy.....	22
5. Support for Energy Policies.....	24
6. Support for Global Warming Policies.....	26
7. Global Warming Beliefs and Attitudes	33
Appendix I: Data Tables	39
Appendix II: Survey Method.....	97
Appendix III: Sample Demographics	98

Introduction

This report is based on findings from a nationally representative survey of registered voters conducted by the Yale Project on Climate Change Communication (<http://environment.yale.edu/climate-communication>) and the George Mason University Center for Climate Change Communication (<http://www.climatechangecommunication.org>). Interview dates: April 11-24 2014. Interviews: 860 registered voters (18+). Total average margin of error: +/- 3 percentage points at the 95% confidence level. The research was funded by the Energy Foundation, the 11th Hour Project, the Grantham Foundation, and the V.K. Rasmussen Foundation.

Principal Investigators:

Anthony Leiserowitz, PhD
Yale Project on Climate Change Communication
School of Forestry & Environmental Studies
Yale University
(203) 432-4865
anthony.leiserowitz@yale.edu

Edward Maibach, MPH, PhD
Center for Climate Change Communication
Department of Communication
George Mason University
(703) 993-1587
emaibach@gmu.edu

Connie Roser-Renouf, PhD
Center for Climate Change Communication
Department of Communication
George Mason University
croserre@gmu.edu

Geoff Feinberg
Yale Project on Climate Change Communication
School of Forestry & Environmental Studies
Yale University
(203) 432-7438
geoffrey.feinberg@yale.edu

Seth Rosenthal, PhD
Yale Project on Climate Change Communication
School of Forestry & Environmental Studies
Yale University
seth.rosenthal@yale.edu

Reading notes:

- **This report is based only on registered voters.**
- References to Republicans and Democrats throughout include registered voters who do not initially identify as Republicans or Democrats but who say they “lean” toward one party or the other in a follow-up question. The category “Independents” does not include any of these “leaners.”
- In all tables and charts, bases specified are unweighted, but percentages are weighted.
- Weighted percentages of each of the parties discussed in this report:
 - Democrats including leaners (total): 49%
 - Liberal Democrats including leaners: 23%
 - Moderate/Conservative Democrats including leaners: 26% (Moderate = 22%; Conservative = 4%)
 - Independents excluding leaners: 9%
 - Republicans including leaners (total): 37%
 - Liberal/Moderate Republicans including leaners: 12% (Liberal = 3%; Moderate = 9%)
 - Conservative Republicans including leaners: 25%
 - No party/Not interested in politics: 5% (included in data reported for “All Registered Voters” only)
- In the appendix data tables, “--” = <1%; ** = Caution: small base.

Cite as: Leiserowitz, A., Maibach, E., Roser-Renouf, C., Feinberg, G., & Rosenthal, S. (2014) *Politics & Global Warming, Spring 2014*. Yale University and George Mason University. New Haven, CT: Yale Project on Climate Change Communication.

Key Findings

This report focuses on how Americans (registered voters) across the political spectrum – Democrats, Independents, and Republicans and liberals, moderates, and conservatives – view global warming and how they think citizens and government should address it. Consistent with prior surveys, we find that Democrats are more likely than Republicans to be convinced that human-caused global warming is happening, and to think that action is needed, but we also find there is much more going on beneath the surface.

In fact, one of the most interesting – and consistent – findings is a clear difference between liberal/moderate Republicans and conservative Republicans. In many respects, liberal/moderate Republicans are relatively similar to moderate/conservative Democrats on the issue of global warming, potentially forming a moderate, middle-ground public on the issue. Republicans are not a monolithic block of global warming policy opponents. Rather, liberal/moderate Republicans are often part of the mainstream of American public opinion on climate change, while conservative Republicans' views are often distinctly different than the rest of the American public.¹

For example:

- Two in three registered voters (66%) think global warming is happening. Large majorities of Democrats (88%) – liberal (93%) and moderate/conservative (84%) – think it is happening, as do over half of Independents (59%) and liberal and moderate Republicans (61%). By contrast, only 28% of conservative Republicans think global warming is happening.
- Just over half of registered voters (51%) think that global warming is caused mostly by human activities. A large majority of Democrats (69%, and 75% of liberal Democrats) and nearly half (47%) of liberal and moderate Republicans, but only 22% of conservative Republicans think global warming is mostly human-caused.
- Over half (56%) of registered voters say they are worried about global warming. Liberal Democrats are the most worried (84%), followed by moderate/conservative Democrats (77%). Half of liberal/moderate Republicans (51%) are worried about global warming and are more than twice as likely to be worried than conservative Republicans (19%).
- Americans are more than two times *more likely* to vote for a congressional or presidential candidate who strongly supports action to reduce global warming. Democrats, liberal and moderate Republicans, and Independents are more likely to vote for such a candidate. Only conservative Republicans are *less likely* to vote for such a candidate.
- Likewise, Americans are three times more likely to vote *against* a political candidate who strongly *opposes* action to reduce global warming. Only conservative Republicans are, on balance, slightly more likely to vote for a candidate who strongly opposes action to reduce global warming.

¹ These findings are consistent with a report we issued in 2011 entitled [Politics & Global Warming](#), which profiled the major political parties as well as self-reported members of the Tea Party (largely conservative Republicans). Please note that the current report analyzes only registered voters, whereas the 2011 report included all Americans age 18 and over, thus direct comparisons cannot be made.

- Two in three Americans (66%) support the Congress and president passing laws to increase energy efficiency and the use of renewable energy as a way to reduce America's dependence on fossil fuels. Most likely to voice support are Democrats (81%), including 89% of liberal Democrats. Majorities of liberal and moderate Republicans (63%) and Independents (59%) do as well. By contrast, conservative Republicans are the least likely to support passing energy efficiency and renewable energy laws as a way to reduce the nation's dependence on fossil fuels (42%).
- Two in three Americans (64%) support setting strict carbon dioxide emission limits on existing coal-fired power plants to reduce global warming and improve public health, even with the explicit caveat that the cost of electricity to consumers and companies would likely increase. Most likely to support the limits are Democrats (82%, 89% of liberal Democrats) as well as liberal and moderate Republicans (65%). About half of Independents (48%) support such limits, but only 31% of conservative Republicans support setting strict limits on carbon dioxide emissions.
- A majority of Americans (62%) say the U.S. should reduce its greenhouse gas emissions regardless of what other countries do. Democrats in particular are likely to agree (75%, 84% of liberal Democrats). Majorities of liberal and moderate Republicans (57%) and Independents (53%) support this as well. Fewer than half of conservative Republicans (43%), although still a plurality, believe the United States should reduce its emissions regardless of what other countries do.
- Americans across political lines, except conservative Republicans, think government, (including their own member of Congress, their governor, local government officials, and President Obama) should do more to address global warming.
- Large majorities of Democrats, Independents, and liberal/moderate Republicans think corporations and industry and citizens themselves should do more to address global warming. Conservative Republicans are much less likely to say corporations or citizens should do more.

Other key findings include:

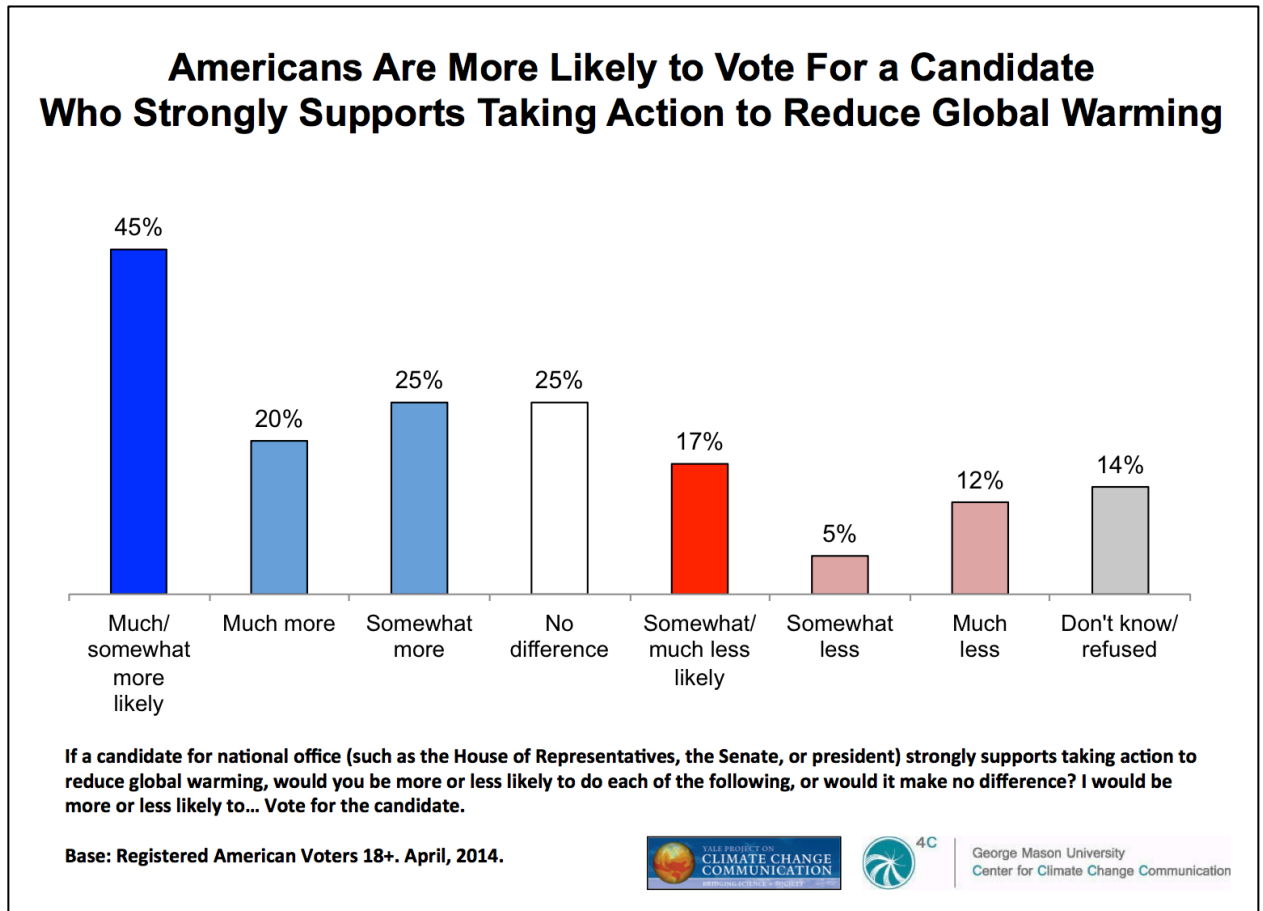
- About half of Democrats say a U.S. House candidate's views on global warming and developing clean energy sources will be very important to their vote. Independents and Republicans place less importance on these issues.
- One in four Americans (26%) would be willing to join – or are currently participating in – a campaign to convince elected officials to take action to reduce global warming. The most likely to do so are liberal Democrats (49%); the least likely are conservative Republicans (6%).
- Many Americans, if asked by a person they like and respect, would take action to support candidates who share their views on global warming. Half of Democrats (49%) would sign a pledge to vote only for such candidates, and one third or more would write to a government official on the subject (42%), meet with an elected official (35%), volunteer time to elect such a candidate (36%), and/or donate money to such a political candidate (32%). Independents and Republicans are less likely to say they would take any of these actions.

- If asked by a person they liked and respected, many Americans would support (21%) or participate in (13%) an organization engaging in non-violent civil disobedience against activities that make global warming worse. Liberal Democrats are the most likely to say they would do so; conservative Republicans are the least likely.
- Americans think that when elected officials make decisions about how to deal with global warming, they are most influenced by large campaign contributors (71%), fossil fuel companies (67%), clean energy companies (57%), and climate scientists (53%). Fewer Americans (35%) think that people who share their own views about global warming have influence.
- Democrats are more likely than Independents or Republicans to say they could influence the decisions of government officials regarding global warming if they worked together with like-minded others.
- More than half of Americans think that if the United States takes steps to reduce global warming, it will provide a better life for our children and grandchildren (60%), help free us from dependence on foreign oil (55%), improve people's health (54%), save many plant and animal species from extinction (52%), and create green jobs and a stronger economy (50%). Most Democrats, particularly liberal Democrats, expect these and other benefits, whereas fewer than a third of conservative Republicans expect any of these benefits if the U.S. takes steps to reduce global warming. Nearly half of Independents and liberal/moderate Republicans have these views.
- About half of Americans think that if the United States takes steps to reduce global warming, it will cause energy prices to rise (53%) or lead to more government regulation (52%). Only 22% of Americans think it would cost jobs and harm our economy. Republicans, particularly conservative Republicans, and Independents are the most likely to expect these to happen.

1. Support for Political Candidates

1.1. Americans are more likely to vote for a candidate who strongly supports taking action to reduce global warming.

Asked if they would be more or less likely to vote for a congressional or presidential candidate who strongly supports action to reduce global warming, or if it would make no difference, registered voters are more than twice as likely to say they would be more (45%) rather than less likely (17%) to vote for such a candidate.



A majority of Democrats (62%, 73% of liberal Democrats) would be more likely, on balance, to vote for such a candidate, calculated by subtracting those less likely from those who would be more likely to vote for such a candidate. Likewise, on balance, about one in four liberal and moderate Republicans (23%) and one in ten Independents (8%) would be more likely to vote for such a candidate. Conservative Republicans, however, would on balance be less likely to vote for a candidate who strongly supports action to reduce global warming (-30%).

Americans Across Political Lines, Except Conservative Republicans, Are More Likely to Vote for a Candidate Who Strongly Supports Action to Reduce Global Warming, Although Independents and Liberal/Moderate Republicans Are Less Likely to Publicly Support Such a Candidate

– % who say they would be more likely *minus* those who say they would be less likely to do item for the candidate who supports taking action to reduce global warming –

Note: Negative (-) numbers *less* likely to do item

(Unweighted base)	Democrats					Republicans		
	Total	Total	Lib.	Mod./Con.	Ind.	Total	Lib./Mod.	Con.
	(860)	(401)	(202)	(198)	(85)	(335)	(104)	(228)
	%	%	%	%	%	%	%	%
Vote for the candidate	28	62	73	52	8	-12	23	-30
Try to persuade my friends and/or family to vote for the candidate	9	39	50	29	-7	-25	-3	-37
Place a candidate support sign in my yard or at my home	6	31	37	25	-11	-23	0	-37
Voice support for the candidate on Facebook, Twitter, or other social media	-5	15	26	5	-14	-29	-9	-39
Donate money to the candidate's campaign	-7	17	36	0	-19	-33	-12	-44
Volunteer to work for the candidate's campaign	-8	16	26	8	-21	-35	-15	-45

If a candidate for national office (such as the House of Representatives, the Senate, or president) strongly supports taking action to reduce global warming, would you be more or less likely to do each of the following, or would it make no difference? I would be more or less likely to...

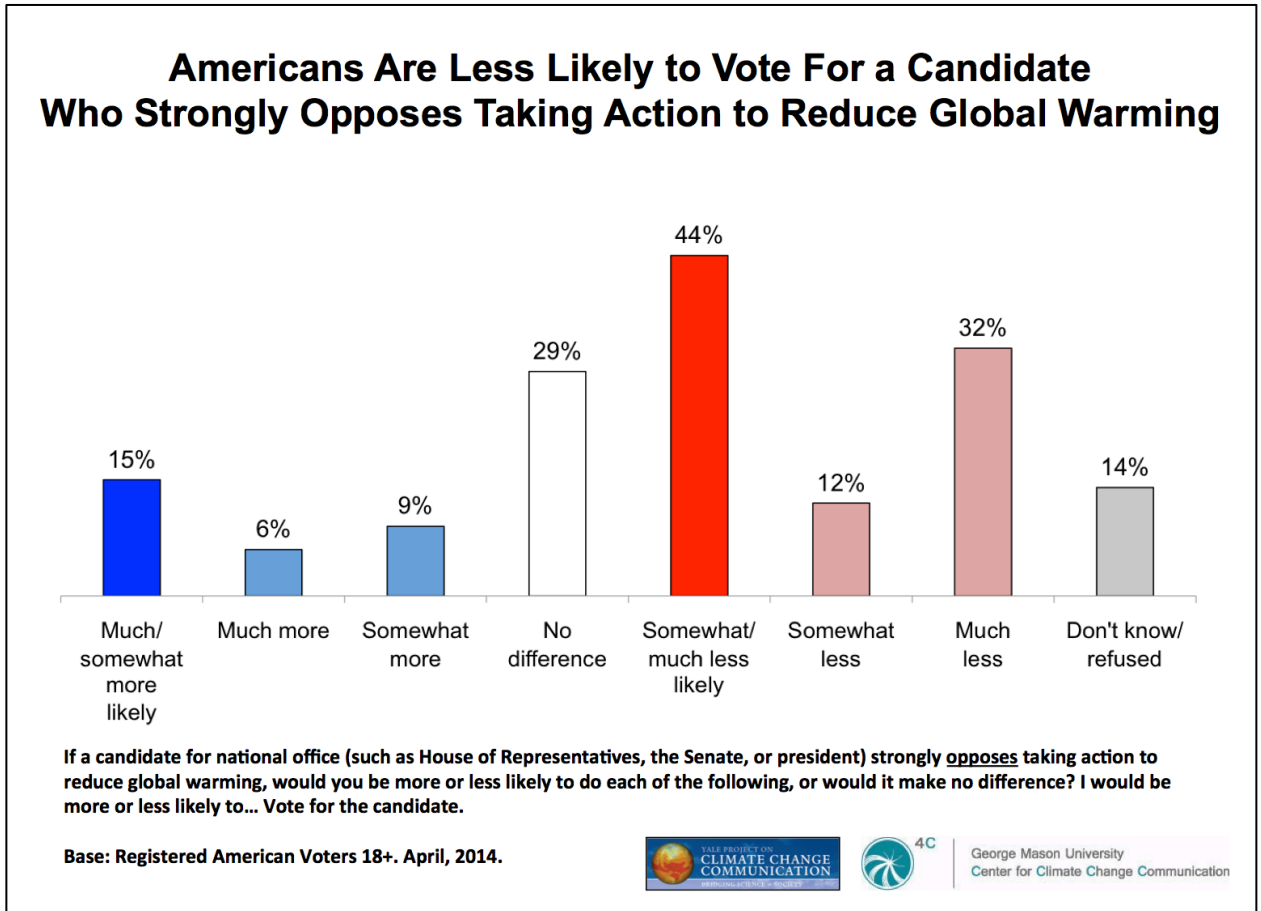
Base: Registered American Voters 18+. April, 2014.



George Mason University
Center for Climate Change Communication

1.2. Americans are less likely to vote for a candidate who strongly *opposes* taking action to reduce global warming.

Asked if they would be more, less, or as willing to vote for a congressional or presidential candidate who strongly opposes action to reduce global warming, registered voters are three times more likely to vote *against* such a candidate, than to vote for them (44% vs. 15%, respectively).



Only conservative Republicans say they would, on balance, be *more* likely to vote for such a candidate (9%).

Most Americans would also be less likely to persuade friends to vote for the candidate, place a sign for the candidate in their yard or at their home, volunteer for the candidate’s campaign, or donate money to the candidate if the candidate opposes action to reduce global warming.

Conservative Republicans, however, would be slightly more likely to try to persuade friends to vote for the candidate (5%).

Americans Across Political Lines, Except Conservative Republicans, Are Less Likely to Vote for – or Publicly Support – a Candidate Who Strongly Opposes Action to Reduce Global Warming

– % who say they would be more likely *minus* those who say they would be less likely to do item for the candidate who opposes taking action to reduce global warming –
 Note: Negative (-) numbers *less* likely to do item

(Unweighted base)	Democrats					Republicans		
	Total	Total	Lib.	Mod./	Ind.	Total	Lib./	Con.
	(860)	(401)	(202)	Con.	(85)	(335)	(104)	(228)
	%	%	%	%	%	%	%	%
Vote for the candidate	-28	-53	-67	-41	-11	-2	-21	9
Try to persuade my friends and/or family to vote for the candidate	-28	-49	-59	-42	-16	-7	-27	5
Place a candidate support sign in my yard or at my home	-33	-52	-64	-42	-28	-9	-27	1
Voice support for the candidate on Facebook, Twitter, or other social media	-33	-51	-62	-43	-20	-14	-32	-5
Donate money to the candidate’s campaign	-34	-54	-64	-46	-27	-12	-25	-4
Volunteer to work for the candidate’s campaign	-33	-54	-64	-46	-29	-11	-24	-3

If a candidate for national office (such as House of Representatives, the Senate, or president) strongly opposes taking action to reduce global warming, would you be more or less likely to do each of the following, or would it make no difference? I would be more or less likely to...

Base: Registered American Voters 18+. April, 2014.

1.3. About half of Democrats say a U.S. House candidate’s views on global warming and developing clean energy sources will be very important to their vote. Independents and Republicans place less importance on these issues.

When asked how important 19 different issues will be to their vote in the 2014 Congressional election, fewer than half of Americans say a candidate’s stance on global warming (32%) or developing clean energy sources (39%) will be very important to their vote.

Among Democrats, however, half say global warming (50%, 53% of liberal Democrats) and developing clean energy sources (52%) will be very important.

Relatively few Independents or Republicans say a candidate’s views on global warming or developing sources of clean energy will be very important to their vote in the 2014 Congressional elections.

About Half of Democrats Say a U.S. House Candidate’s Views on Global Warming and Developing Clean Energy Sources Will Be Very Important to Their Vote. Independents and Republicans Place Less Importance on These Issues

- % who say “very important to my vote” -

(Unweighted base)	Democrats					Republicans		
	Total	Total	Lib.	Mod./	Ind.	Total	Lib./Mod.	Con.
	(860)	(401)	(202)	Con.	(85)	(335)	(104)	(228)
	%	%	%	%	%	%	%	%
The economy	77	71	67	75	81	83	83	83
Health care	69	72	67	76	68	66	72	64
Social Security	61	62	52	71	60	60	62	59
The federal budget deficit	59	45	34	55	70	76	71	78
Education	53	63	60	66	45	41	48	36
Gun control/rights	52	51	44	57	50	56	44	61
Tax reform	52	46	41	50	61	58	58	59
Terrorism	51	47	33	59	44	59	54	62
Income gap between rich and poor	43	60	62	58	43	21	28	17
Energy independence	43	44	40	47	50	41	31	45
Improving the nation’s infrastructure	41	51	51	51	45	28	29	27
Immigration reform	41	37	32	41	43	46	35	52
Foreign policy	40	36	37	34	48	45	35	50
Protecting the environment	39	54	56	51	33	22	29	19
Developing sources of clean energy	39	52	52	52	36	22	30	17
Abortion	39	39	43	36	29	42	30	49
Global warming	32	50	53	47	22	11	18	8
Campaign finance reform	29	35	33	36	32	23	22	23
Same-sex marriage	29	31	39	24	24	29	15	36

In November, there will be elections to choose the members of the U.S. House of Representatives in every district, including yours. How important will the following issues be when you decide who you will vote for in the 2014 Congressional election? The candidate’s view on...

Base: Registered American Voters 18+. April, 2014.



George Mason University
Center for Climate Change Communication



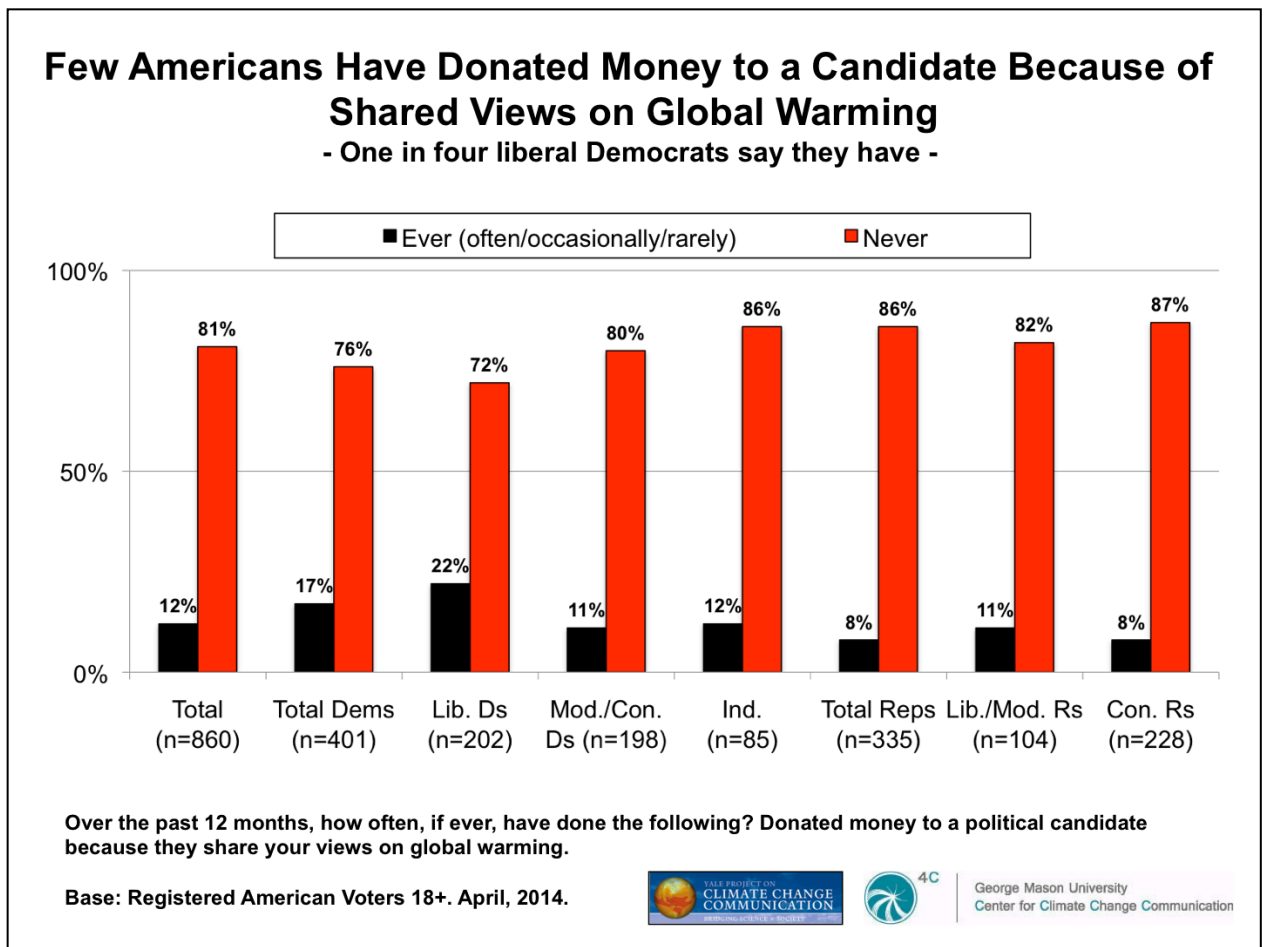
George Mason University
Center for Climate Change Communication

2. Individual Political Actions On Global Warming

Overall, relatively few Americans have acted politically to express their views about global warming in the past year, although more have taken action as consumers.

2.1. Few Americans have donated money to a candidate because of shared views on global warming.

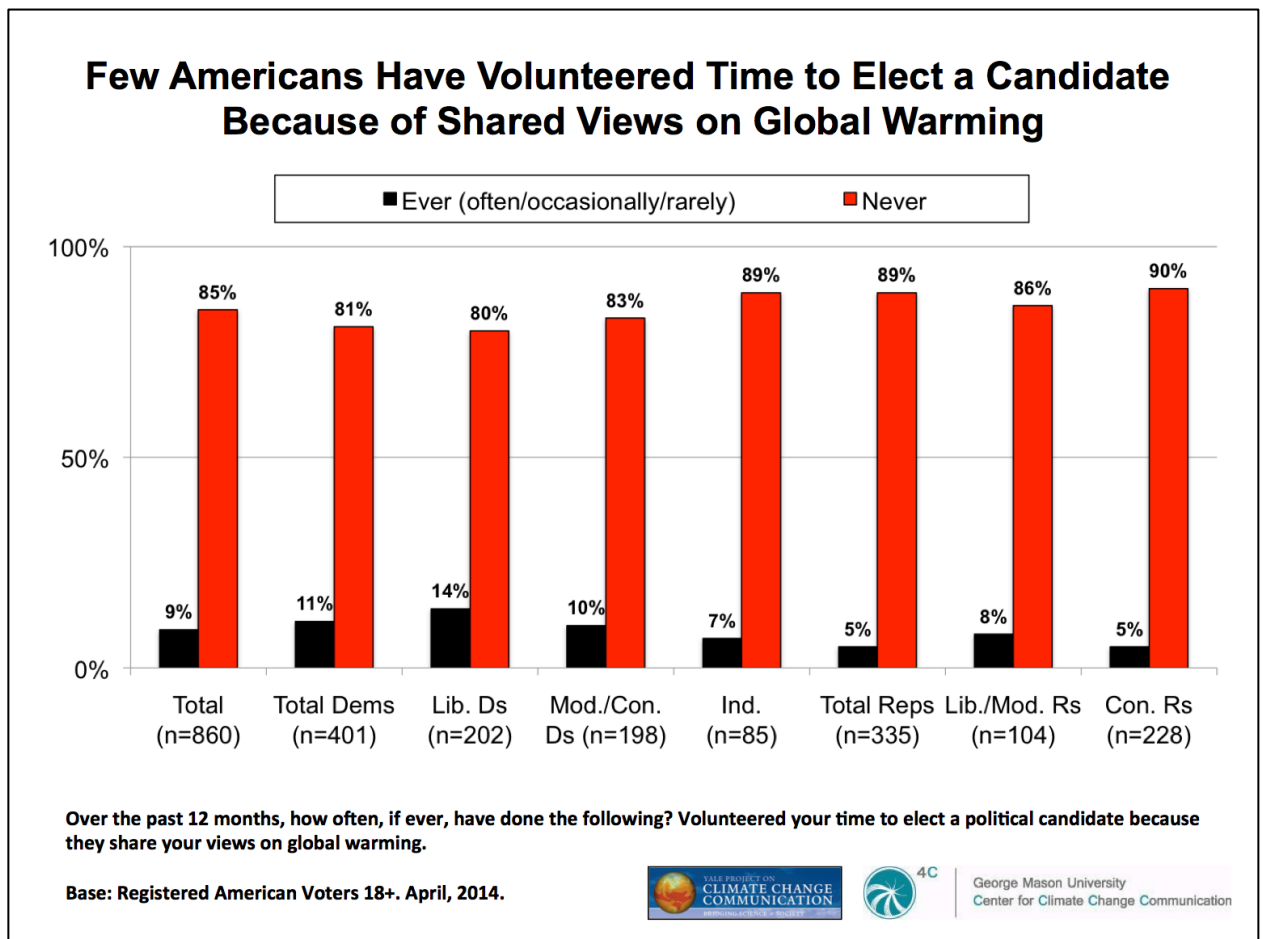
As has been found in numerous surveys, except for strong partisans (e.g., liberal Democrats and conservative Republicans), Americans in general are unlikely to donate money to political candidates¹. We also find that relatively few Americans (12%) have donated money over the past 12 months to a political candidate because they share their views on global warming. The most likely to have done so are liberal Democrats (22%); the least likely are conservative Republicans (8%).



¹ See Pew Research Center (2014): <http://www.people-press.org/files/2014/06/6-12-2014-Political-Polarization-Release.pdf>

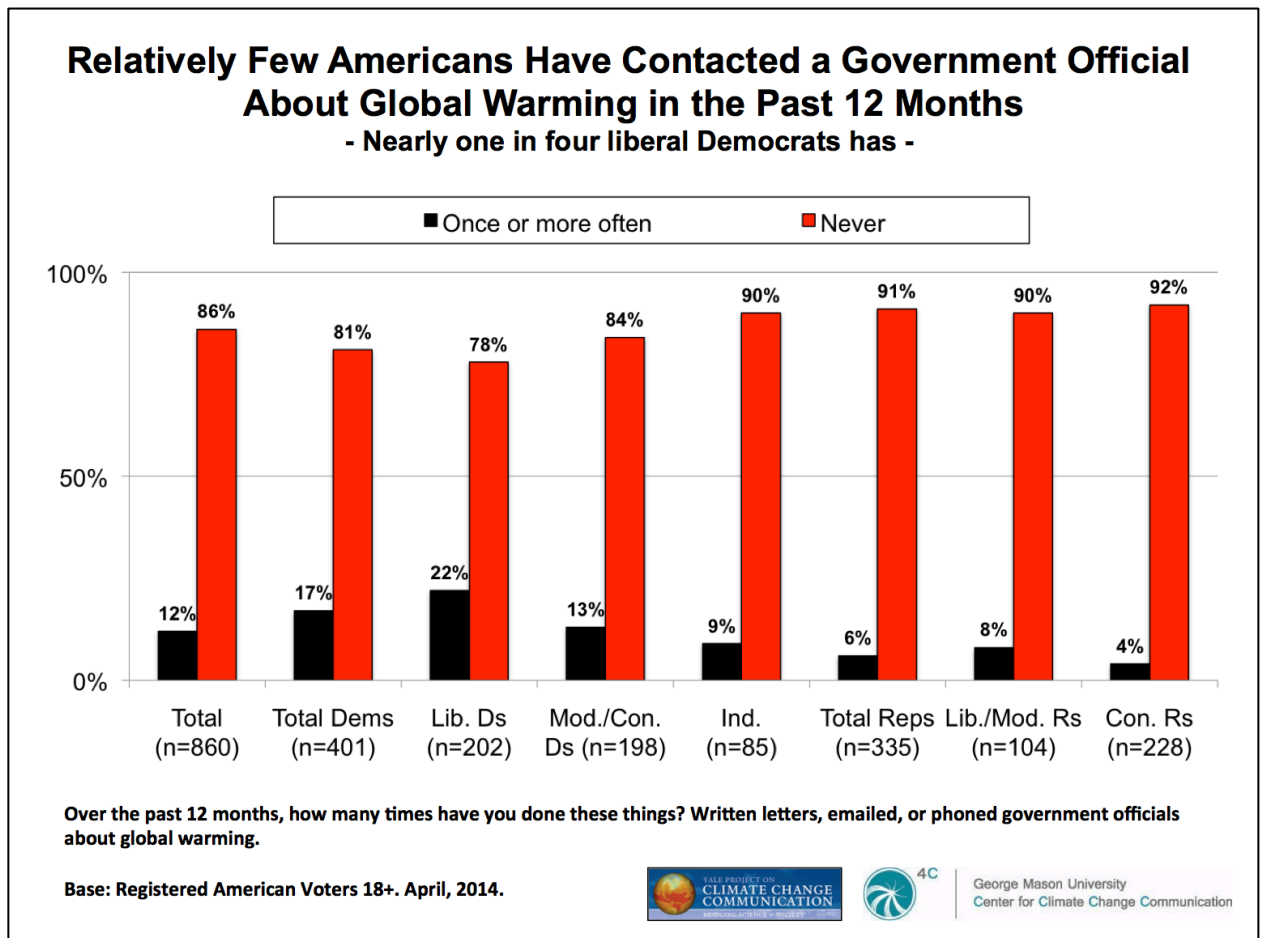
2.2. Few Americans have volunteered time to elect a candidate because of shared views on global warming.

As with donating money to candidates generally, relatively few Americans (9%) have volunteered time to a political candidate's campaign because they share their views on global warming. The most likely to have done so are liberal Democrats (14%); the least likely are conservative Republicans (5%).



2.3. Relatively few Americans have contacted a government official about global warming in the past 12 months.

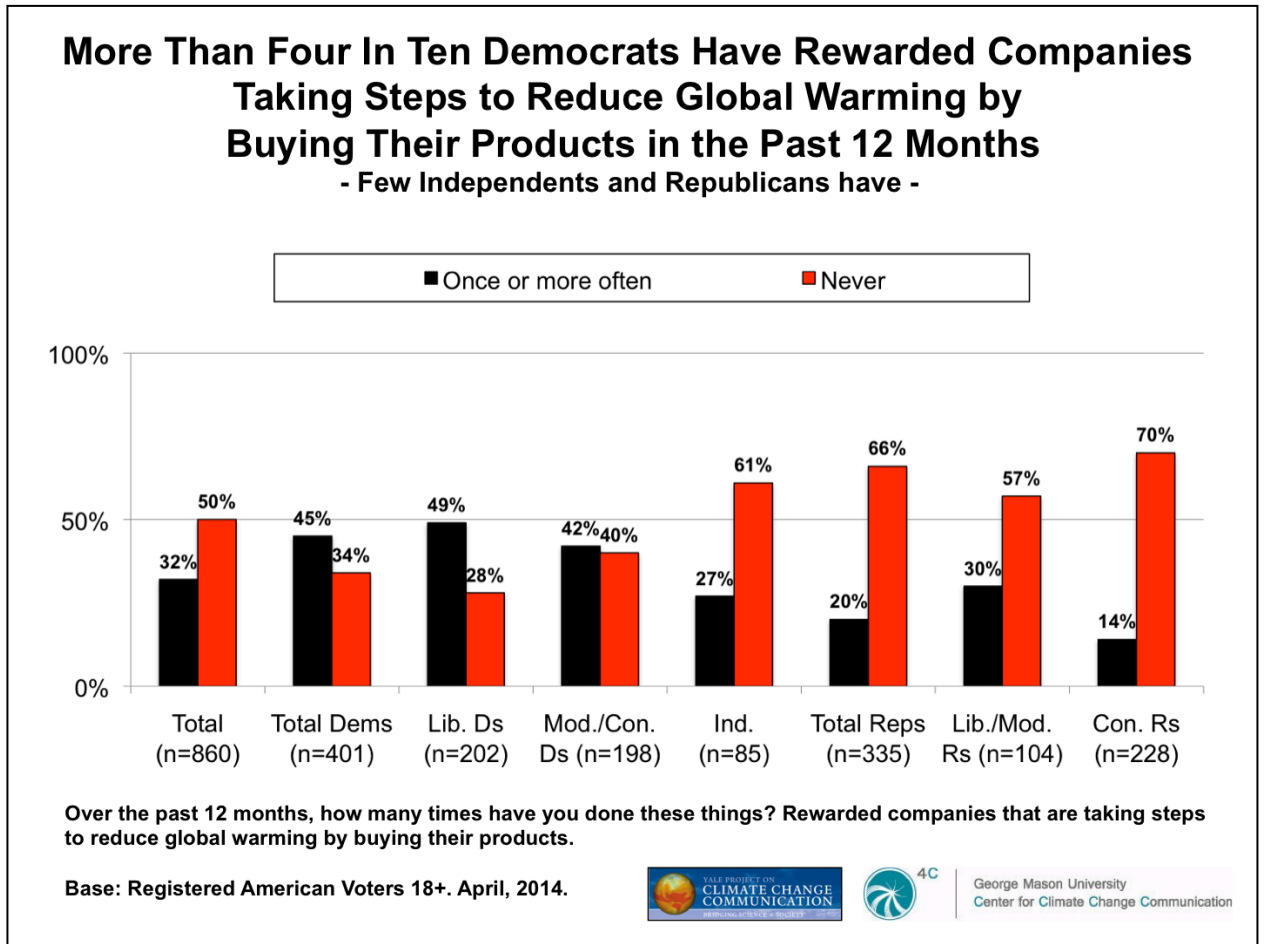
Relatively few Americans contacted a government official for any reason in the past 12 months¹. We also found that relatively few Americans have, in the past 12 months, written letters, emailed, or phoned government officials about global warming (12%). The most likely to have done so are liberal Democrats (22%); the least likely are conservative Republicans (4%).



¹ See Pew Research Center (2014): <http://www.people-press.org/files/2014/06/6-12-2014-Political-Polarization-Release.pdf>

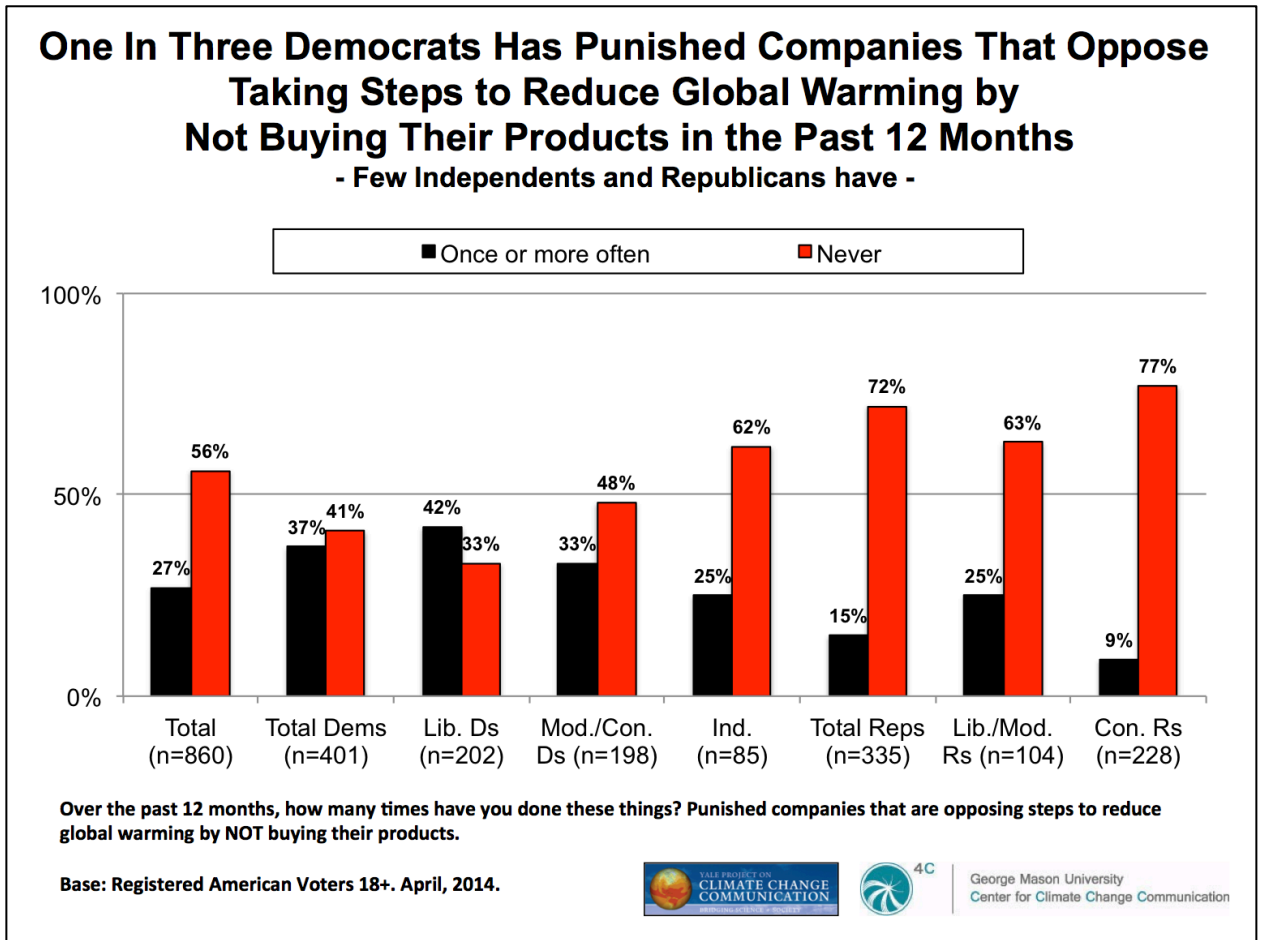
2.4. More than four in ten Democrats have rewarded companies taking steps to reduce global warming by buying their products in the past 12 months.

One in three (32%) Americans say they have, in the past 12 months, rewarded companies taking steps to reduce global warming by buying their products. Most likely to have done so are liberal Democrats (49%); least likely are conservative Republicans (14%).



2.5. One in three Democrats has punished companies that oppose taking steps to reduce global warming by not buying their products in the past 12 months.

About one in four Americans (27%) say they have, in the past 12 months, punished companies that oppose taking steps to reduce global warming by *not* buying their products. The most likely to have done so are liberal Democrats (42%); the least likely are conservative Republicans (9%).

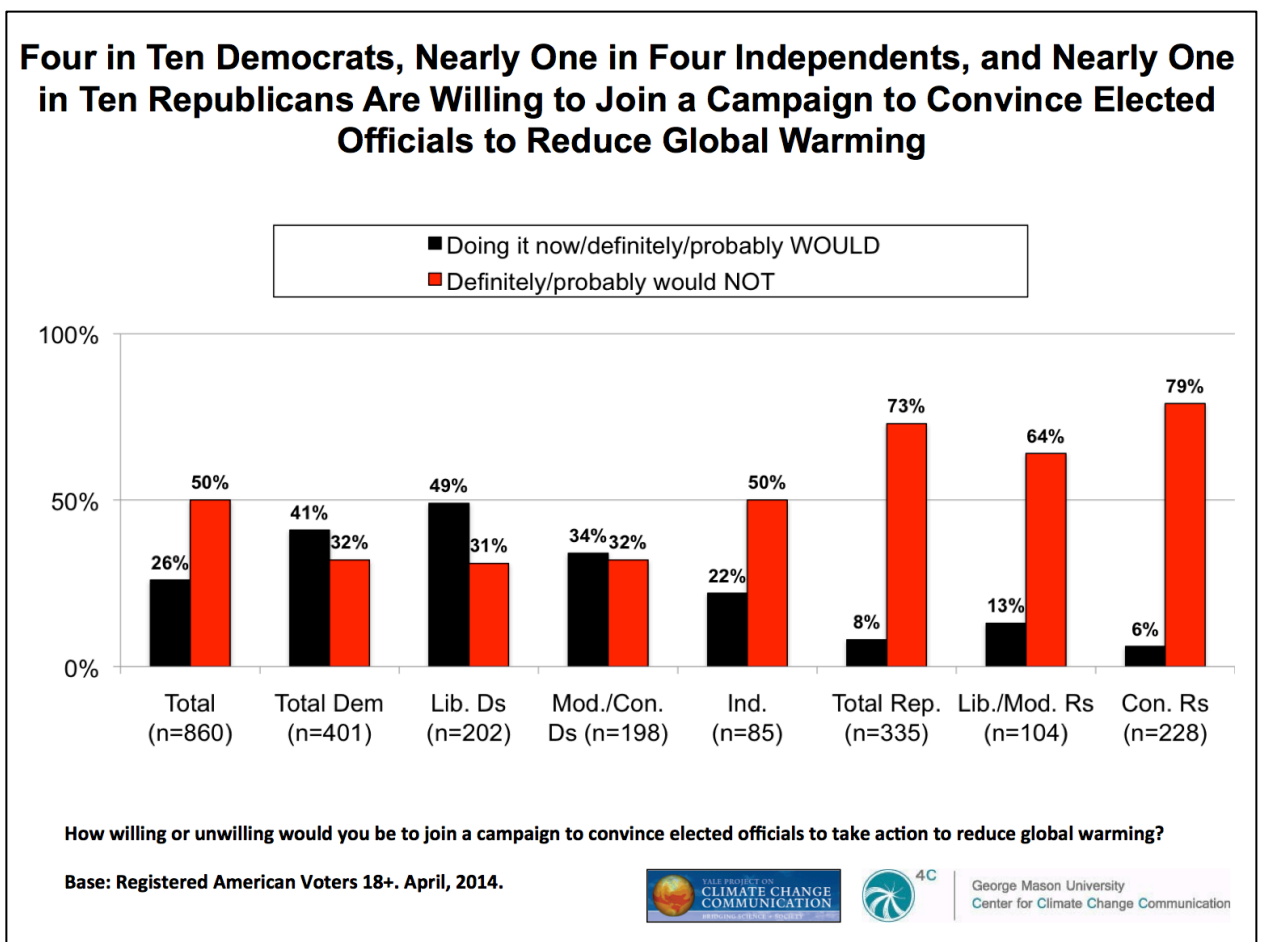


3. Willingness to Take Political Actions

3.1. Four in ten Democrats, nearly one in four Independents, and nearly one in ten Republicans are willing to join a campaign to convince elected officials to reduce global warming.

One in four Americans (26%) would be willing to join – or are currently participating in – a campaign to convince elected officials to take action to reduce global warming.

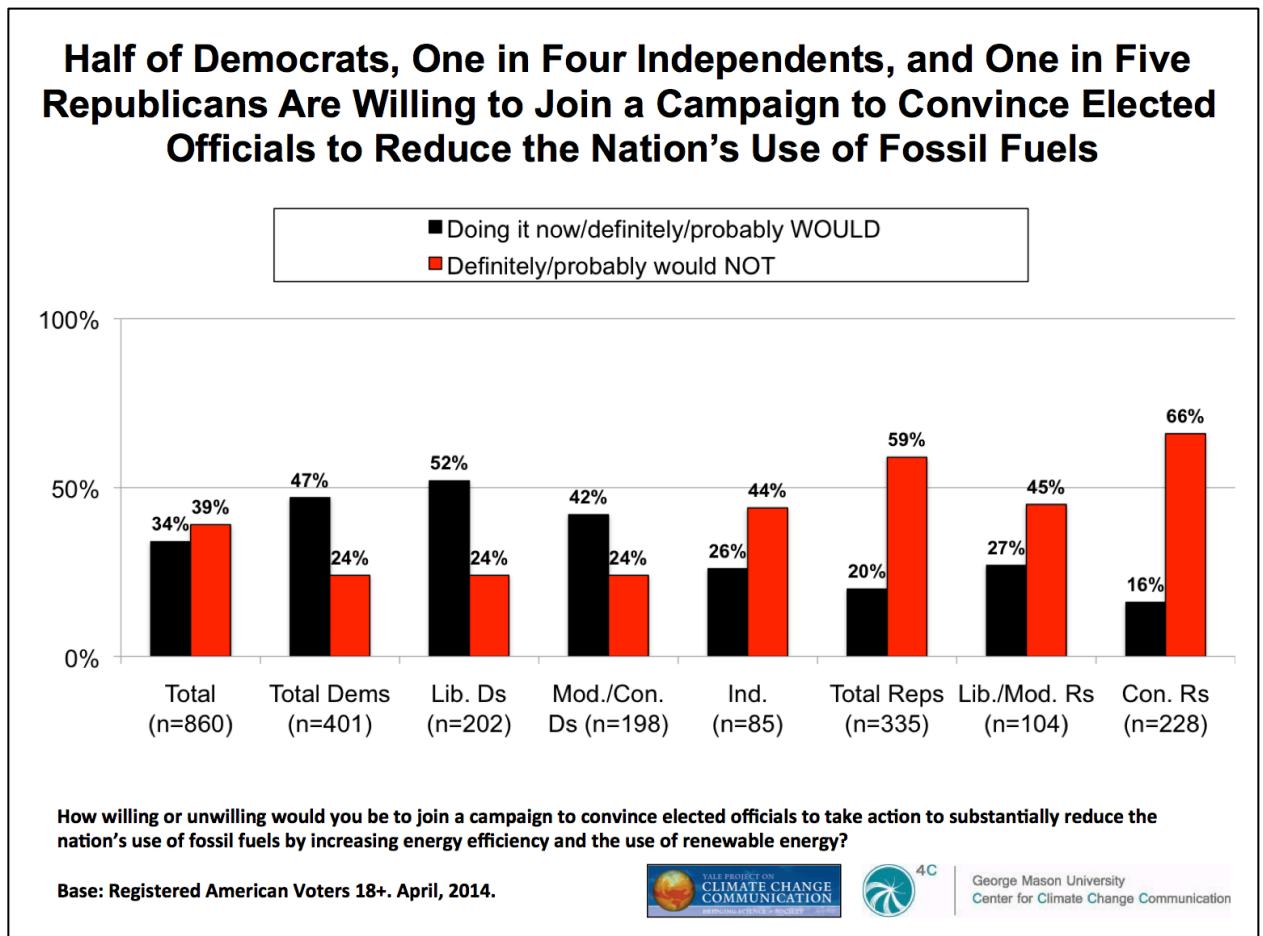
Four in ten Democrats say they already have or would be willing to join a campaign (41%, 49% of liberal Democrats). Nearly one in four Independents would do so (22%), and nearly one in ten Republicans would as well (8%, 13% of liberal/moderate Republicans).



3.2. Half of Democrats, one in four Independents, and one in five Republicans are willing to join a campaign to convince elected officials to take action to substantially reduce the nation’s use of fossil fuels.

One in three Americans (34%) are either currently part of or would definitely or probably be willing to join a campaign to convince elected officials to take action to substantially reduce the nation’s use of fossil fuels by increasing energy efficiency and the use of renewable energy.

The most likely to do so are liberal Democrats (52%); the least likely are conservative Republicans (16%).

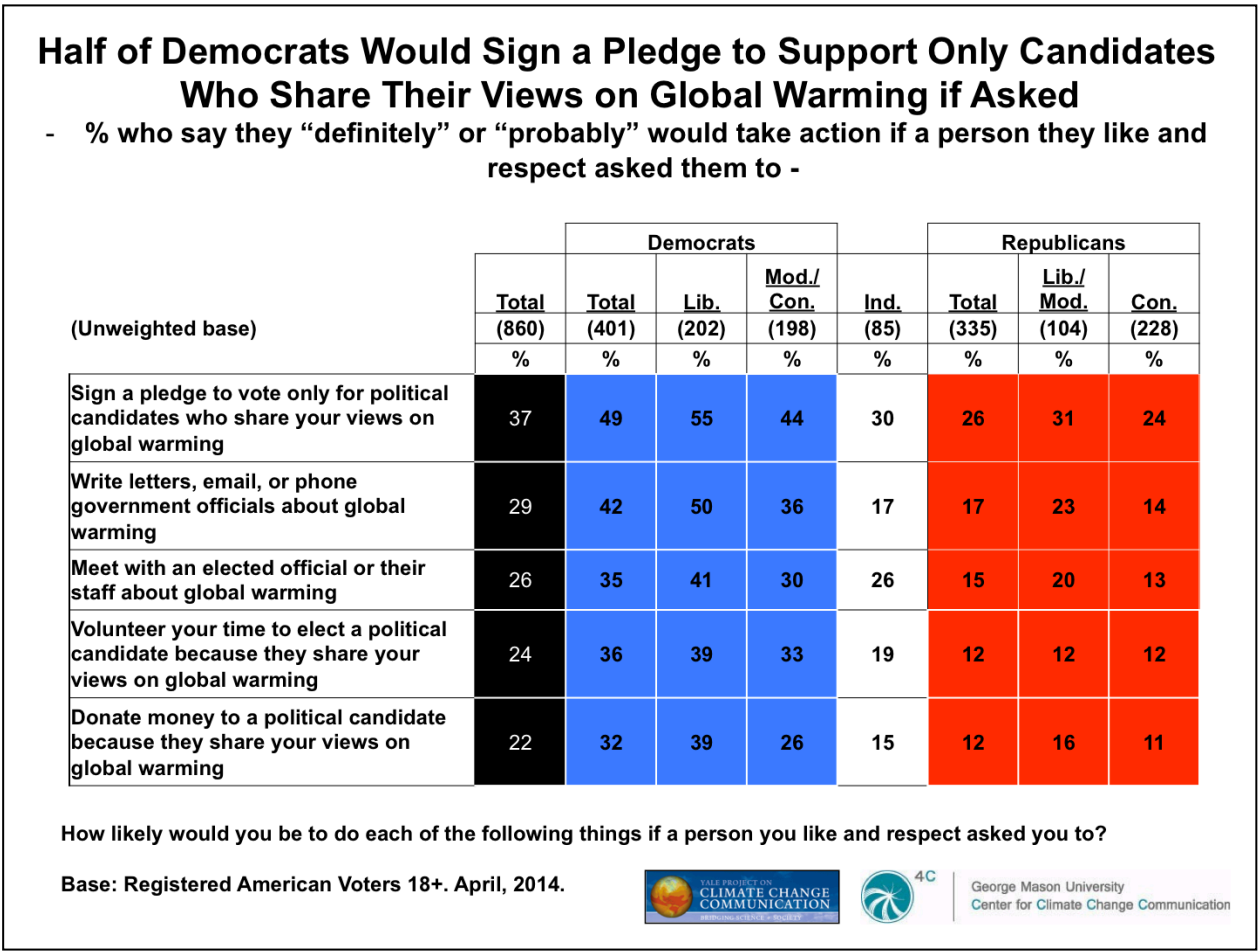


3.3. Half of Democrats would sign a pledge to support only candidates who share their views on global warming, if asked.

Many Americans, if asked by a person they like and respect, would take action to support candidates who share their views on global warming.

Half of Democrats (49%) would sign a pledge to vote only for such candidates, and one third or more would write to a government official on the subject (42%), meet with an elected official (35%), volunteer time to elect such a candidate (36%), and/or donate money to such a political candidate (32%).

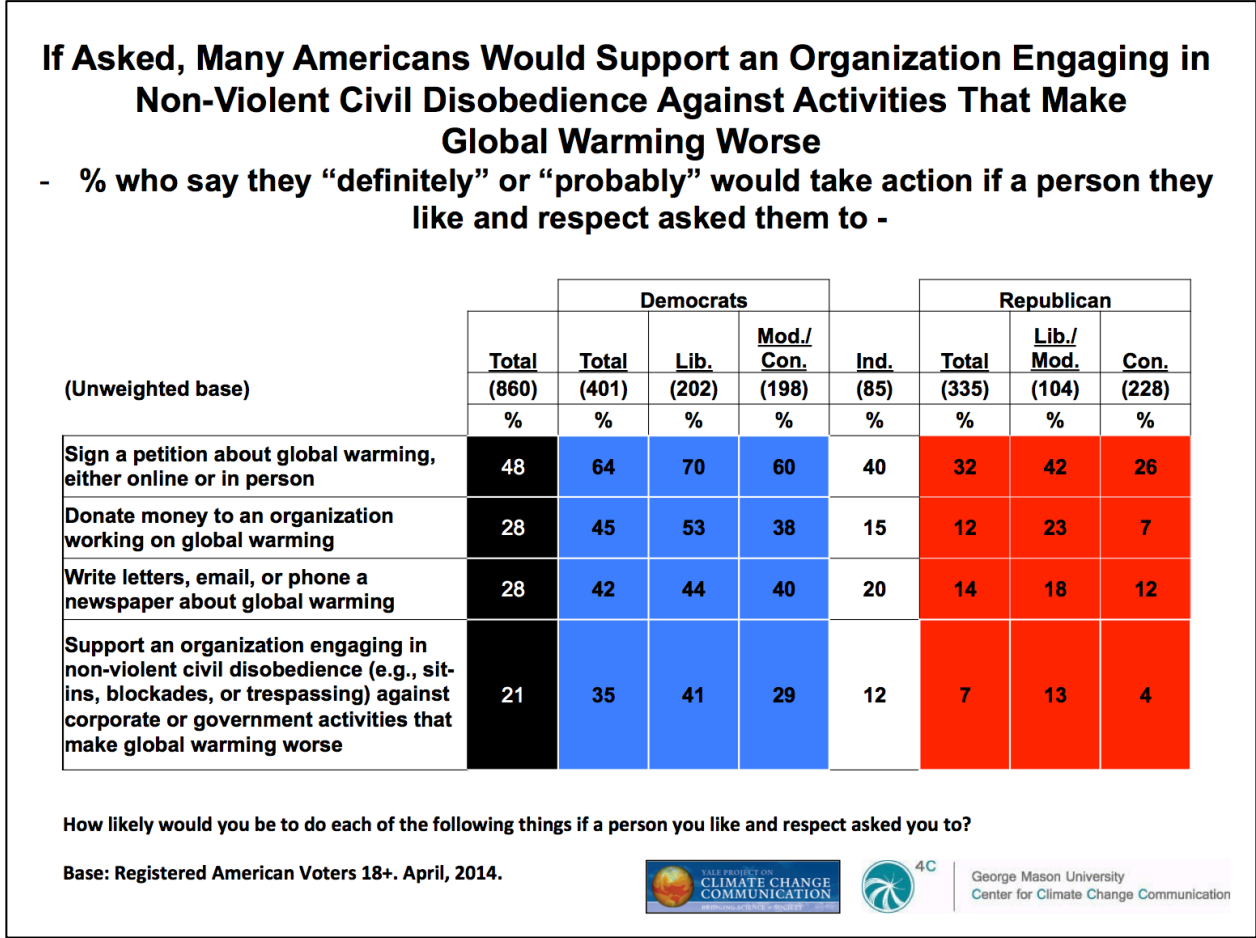
Independents and Republicans are less likely to say they would take any of these actions than Democrats, although some say they would.



3.4. If asked, many Americans would support or participate in an organization engaging in non-violent civil disobedience against activities that make global warming worse.

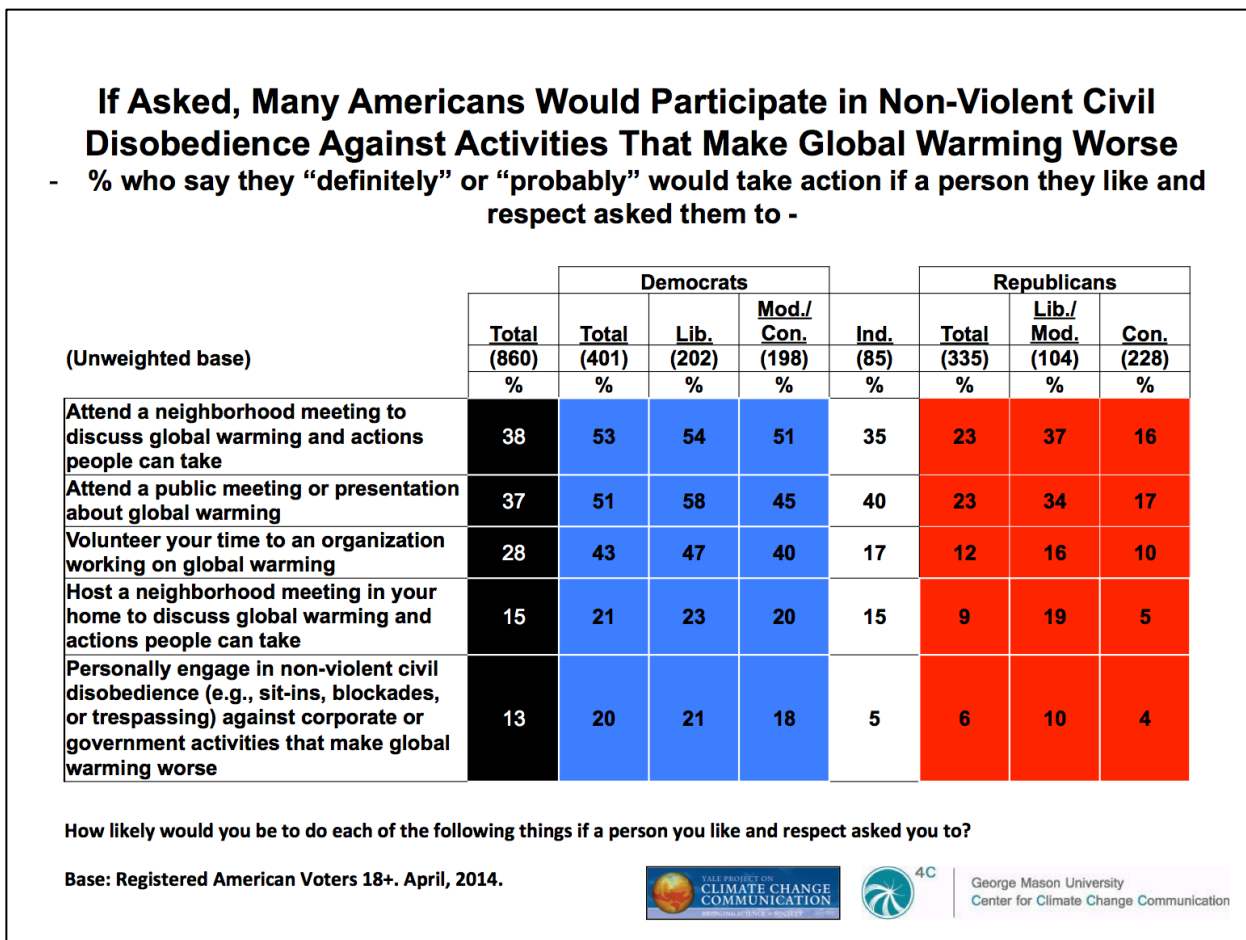
About half of Americans (48%) would, if asked by a person they like and respect, definitely or probably sign a petition about global warming, and at least one in five would donate money to an organization working on it (28%), contact a newspaper about global warming (28%), or support an organization engaging in non-violent civil disobedience against corporate or government activities that make global warming worse (21%).

A majority of liberal Democrats would sign a petition (70%), and at least four in ten would engage in the other activities. Conservative Republicans and Independents, by contrast, would be much less likely to take these actions.



About four in ten Americans would, if asked by a person they like and respect, definitely or probably attend a neighborhood meeting to discuss global warming and actions people can take (38%) or attend a public meeting or presentation about global warming (37%). Three in ten (28%) would volunteer their time to an organization working on global warming. About one in ten (13%) say they would personally engage in non-violent civil disobedience against corporate or government activities that make global warming worse.

Liberal Democrats are the most likely to say they would take such actions (and others); conservative Republicans are the least likely.

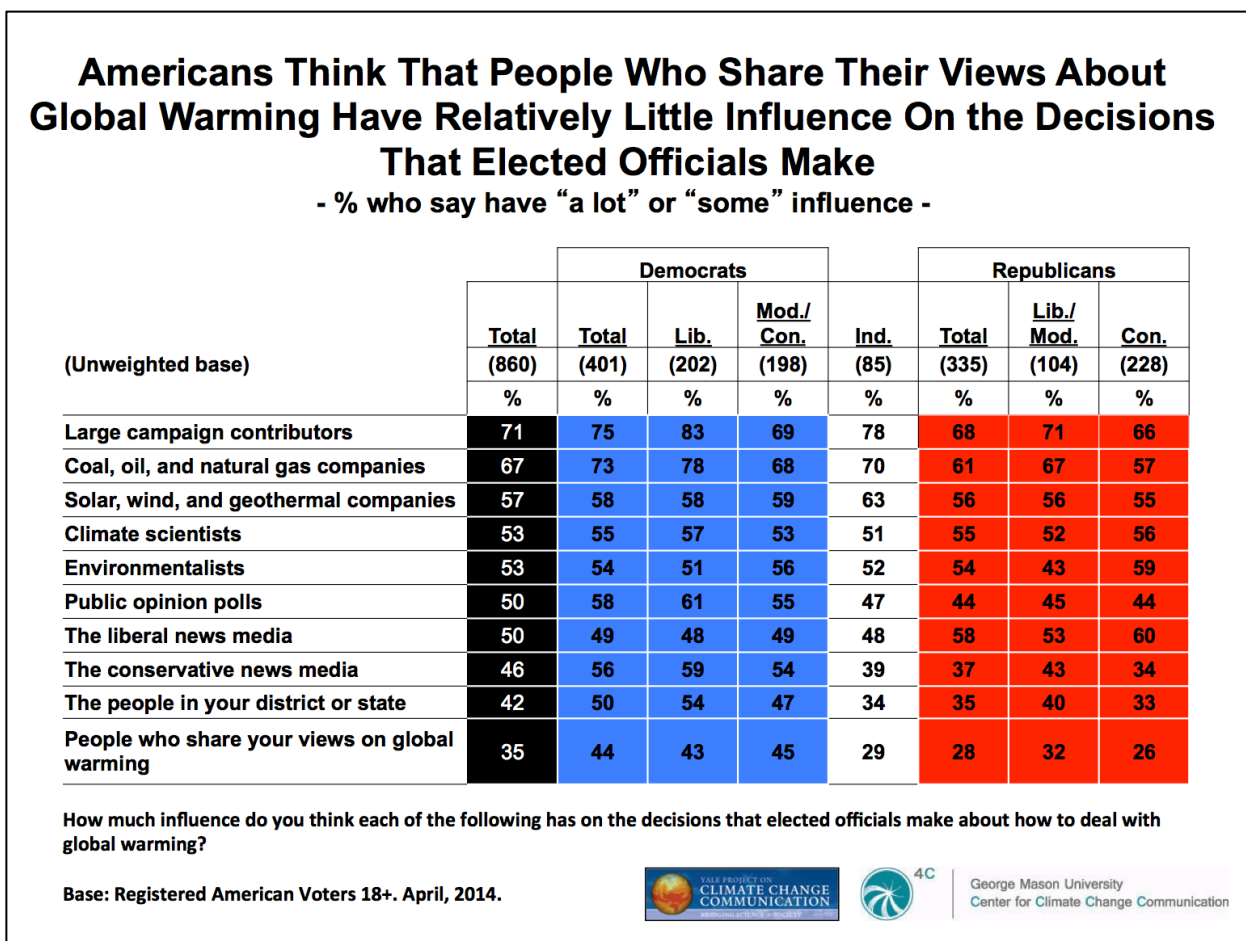


4. Political Efficacy

4.1. Americans think that people who share their views about global warming have relatively little influence on the decisions that elected officials make.

Americans – whether Democrats, Independents, or Republicans – think that large campaign contributors (71%), fossil fuel companies (67%), clean energy companies (57%), and climate scientists (53%) have a great deal or some influence on the decisions elected officials make about how to deal with global warming.

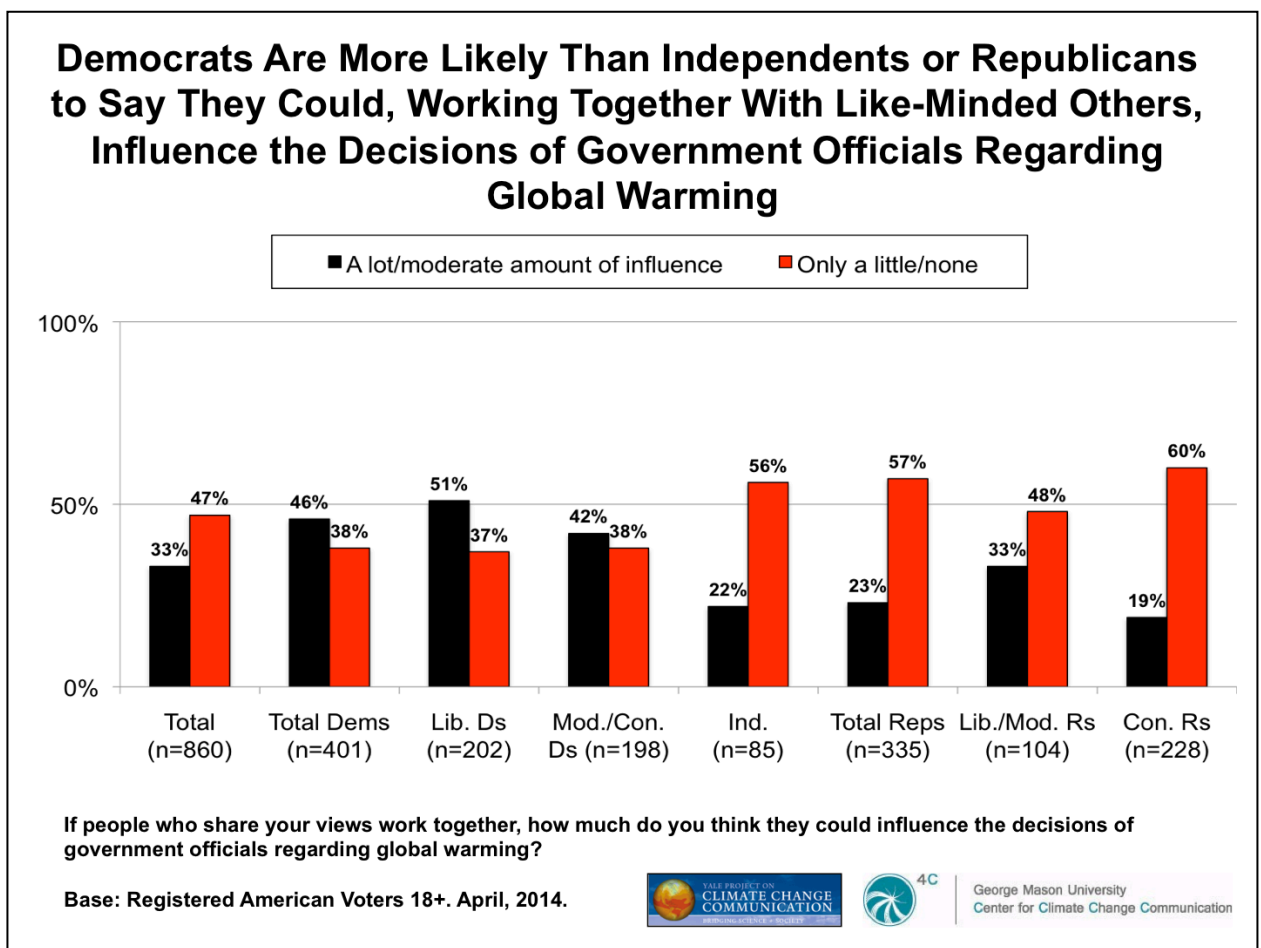
Who has the least influence? All Americans – Democrats, Independents, and Republicans – say that people who share their own views on global warming have the least influence on elected officials, indicating that people across the political spectrum believe they have relatively little political power when it comes to decisions about global warming.



4.2. Democrats are more likely than Independents or Republicans to say they could, working together with like-minded others, influence the decisions of government officials regarding global warming.

Asked if like-minded people working together could have influence on government decisions about global warming, one in three Americans say they could have a lot or a moderate amount of influence (33%), fewer than the proportion who say they could have only a little or no influence (47%).

The only group who are more likely to say they could have at least some influence are Democrats (46%, 51% of liberal Democrats). By contrast, only 23% of Republicans (19% of conservative Republicans) and 22% of Independents believe they could have the same influence.

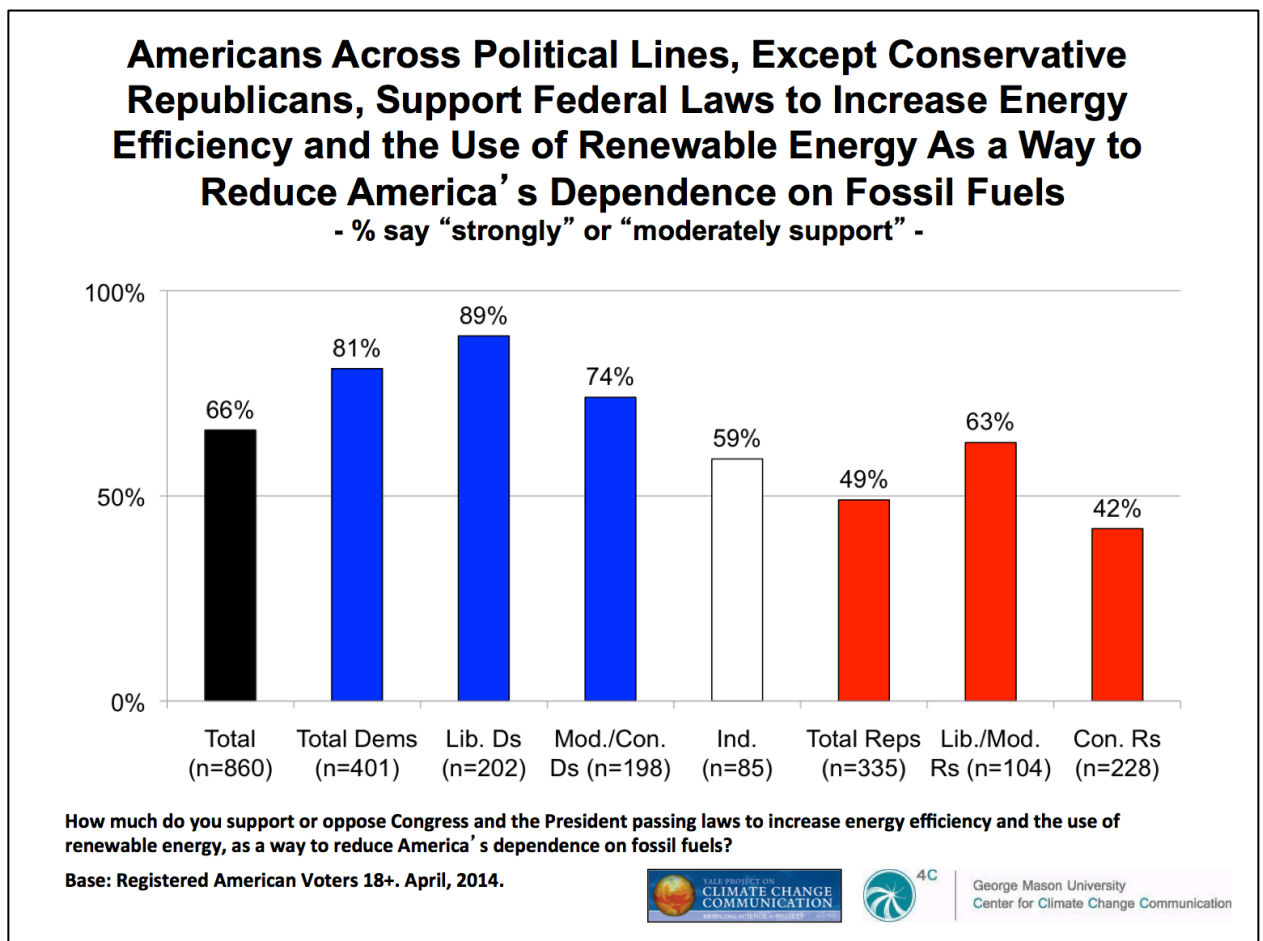


5. Support for Energy Policies

5.1. Americans across political lines, except conservative Republicans, support federal laws to increase energy efficiency and the use of renewable energy as a way to reduce America’s dependence on fossil fuels.

Two in three Americans (66%) support the Congress and president passing laws to increase energy efficiency and the use of renewable energy as a way to reduce America’s dependence on fossil fuels.

Most likely to voice support are Democrats (81%), including 89% of liberal Democrats. Majorities of liberal and moderate Republicans (63%) and Independents (59%) do as well. Conservative Republicans are the least likely to support passing energy efficiency and renewable energy laws as a way to reduce the nation’s dependence on fossil fuels (42%).



5.2. Americans support a broad array of energy policies.

Americans support a broad array of energy policies, including many designed to reduce dependence on fossil fuels, carbon pollution, and to promote clean energy technologies. Democrats are the most likely to support such policies, but majorities of Independents and liberal/moderate Republicans do as well.

While conservative Republicans are less likely to support these policies overall, a majority nonetheless supports providing tax rebates to people who purchase energy-efficient vehicles or solar panels (57%) and funding more research into renewable energy sources such as solar and wind power (55%).



Nearly 7 of 10 Americans support regulating carbon dioxide as a pollutant (68%), including 81% of Democrats, 55% of Independents, and 54% of Republicans.

Democrats largely oppose the expansion of offshore drilling for oil and natural gas off the U.S. coast, while Republicans and Independents largely support it.

(Unweighted base)	Americans Support a Broad Array of Energy Policies - % say “strongly” or “somewhat support” -							
	Total (860) %	Democrats			Ind. (85) %	Republicans		
		Total (401) %	Lib. (202) %	Mod./Con. (198) %		Total (335) %	Lib./Mod. (104) %	Con. (228) %
Provide tax rebates for people who purchase energy-efficient vehicles or solar panels	78	87	95	80	74	65	80	57
Fund more research into renewable energy sources, such as solar and wind power	77	88	93	83	69	63	80	55
Regulate carbon dioxide (the primary greenhouse gas) as a pollutant	68	81	89	74	55	54	65	48
Expand offshore drilling for oil and natural gas off the U.S. coast	59	43	34	51	65	77	75	78
Eliminate all federal subsidies for the fossil fuel industry (coal, oil, and natural gas), which currently total an estimated \$10.4 billion a year	58	66	77	57	55	48	56	43
Require fossil fuel companies to pay a carbon tax and use the money to pay down the national debt	55	71	77	65	37	37	55	29
Require electric utilities to produce at least 20% of their electricity from wind, solar, or other renewable energy sources, even if it costs the average household an extra \$100 a year	54	71	81	63	43	33	52	24
Require companies that produce or import fossil fuels (coal, oil, and natural gas) to pay a tax (a “carbon tax”) even if it costs the average household an average of \$180 per year	36	53	63	44	27	16	29	10
Eliminate all federal subsidies for the renewable energy industry (solar, wind, and geothermal), which currently total an estimated \$1.7 billion a year	34	26	19	31	31	43	35	47
Increase taxes on gasoline by 25 cents per gallon and return the revenues to taxpayers by reducing the Federal income tax	31	42	49	36	25	19	30	13

How much do you support or oppose the following policies?

Base: Registered American Voters 18+. April, 2014.

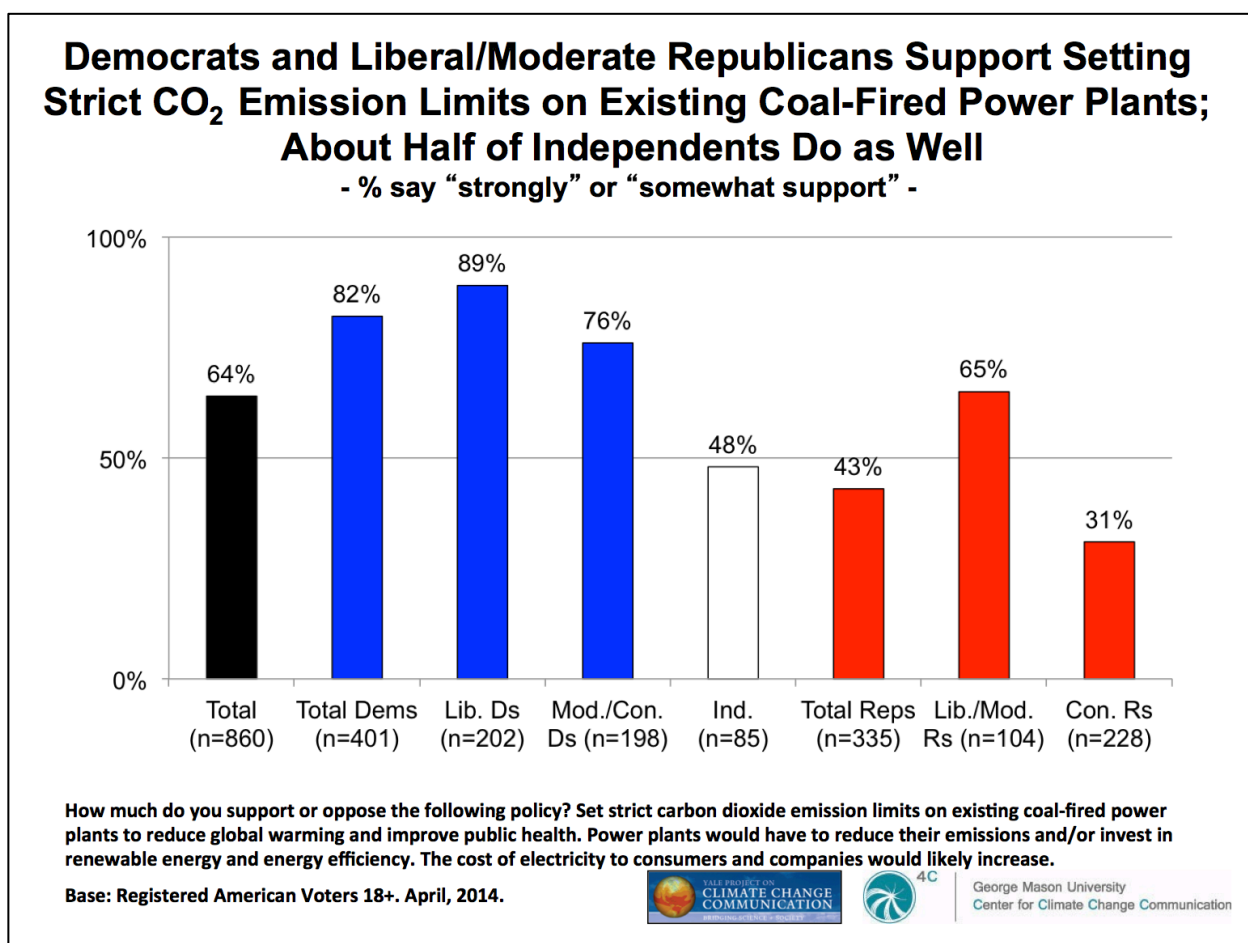
George Mason University
Center for Climate Change Communication

6. Support for Global Warming Policies

6.1. Democrats and liberal/moderate Republicans support setting strict carbon dioxide emission limits on existing coal-fired power plants; about half of Independents do as well.

Two in three Americans (64%) support setting strict carbon dioxide emission limits on existing coal-fired power plants to reduce global warming and improve public health, even with the explicit caveat that the cost of electricity to consumers and companies would likely increase.

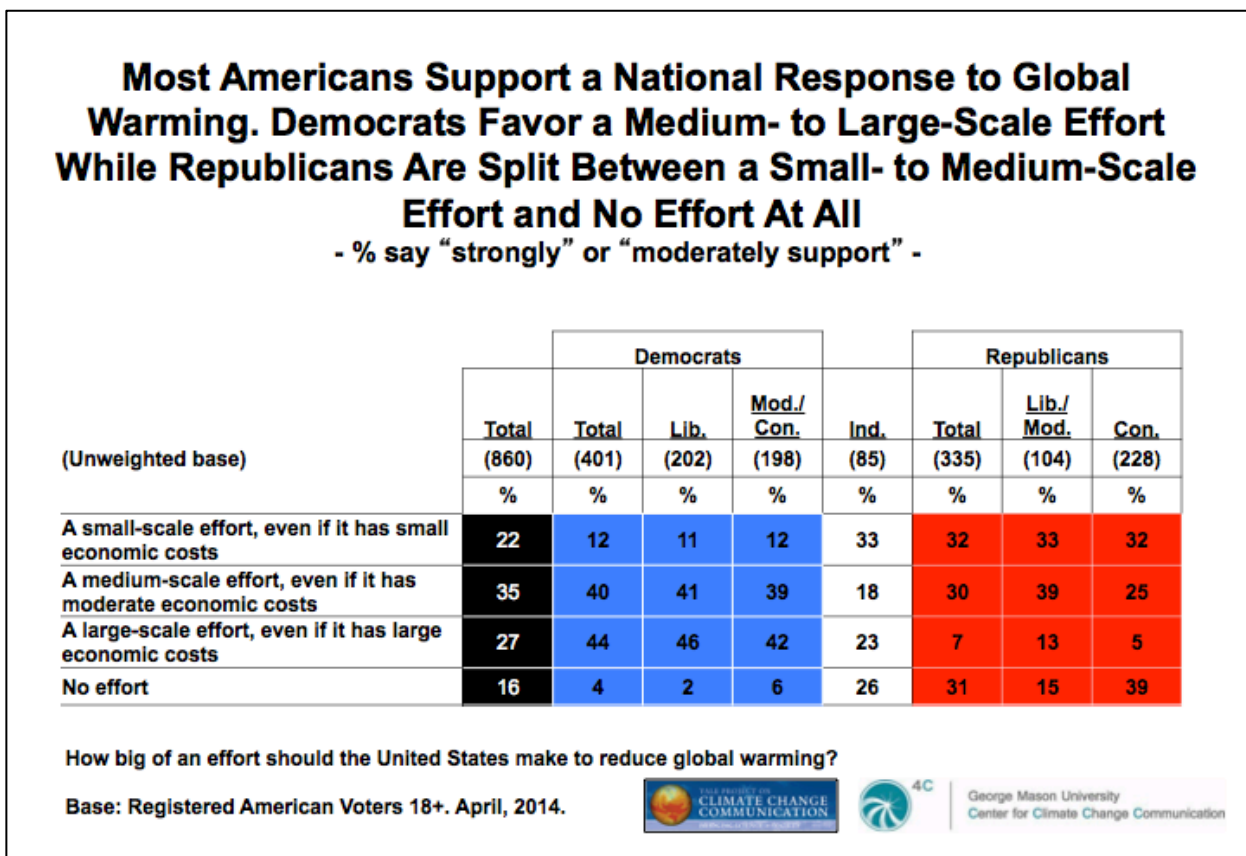
Most likely to support the limits are Democrats (82%, 89% of liberal Democrats) as well as liberal and moderate Republicans (65%). About half of Independents (48%) would also support such limits, but only 31% of conservative Republicans would support setting strict limits on carbon dioxide emissions.



6.2. Most Americans support a national response to global warming. Democrats favor a medium- to large-scale effort while Republicans are split between a small- to medium-scale effort and no effort at all.

A majority of Americans (62%) support the U.S. making a medium (35%) or large-scale effort (27%) to reduce global warming, even if the costs are medium or large, respectively. Democrats are particularly likely to support such efforts (84%, 87% of liberal Democrats). About half of liberal and moderate Republicans (52%) would support these efforts.

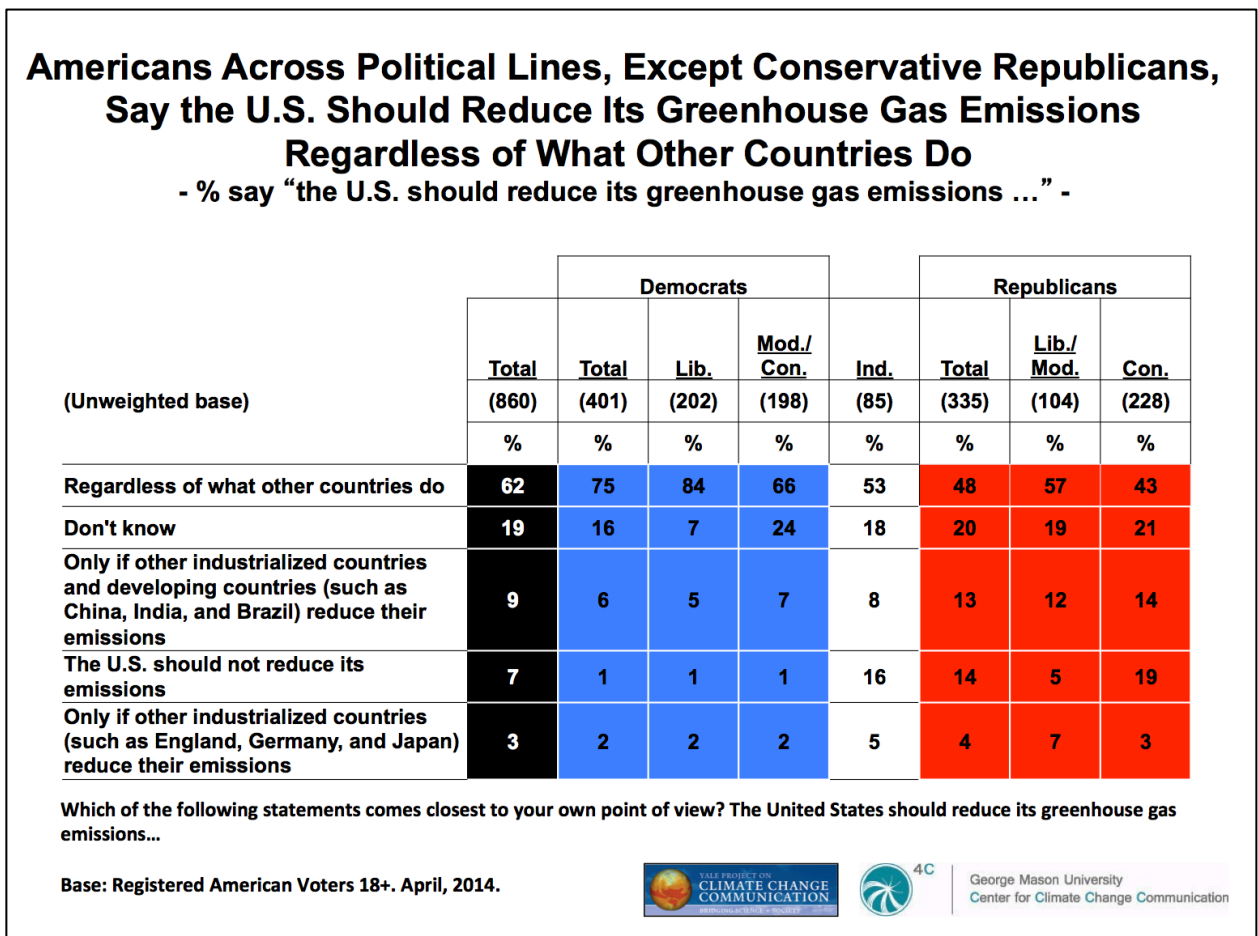
Fewer than half of Independents (41%), and only three in ten (30%) conservative Republicans would support a medium- or large-scale effort, while 39% of conservative Republicans say the U.S. should make “no effort” to reduce global warming.



6.3. Americans across political lines, except conservative Republicans, say the U.S. should reduce its greenhouse gas emissions regardless of what other countries do.

A majority of Americans (62%) say the U.S. should reduce its greenhouse gas emissions regardless of what other countries do. Democrats in particular are likely to agree (75%, 84% of liberal Democrats). Majorities of liberal and moderate Republicans (57%) and Independents (53%) support this as well.

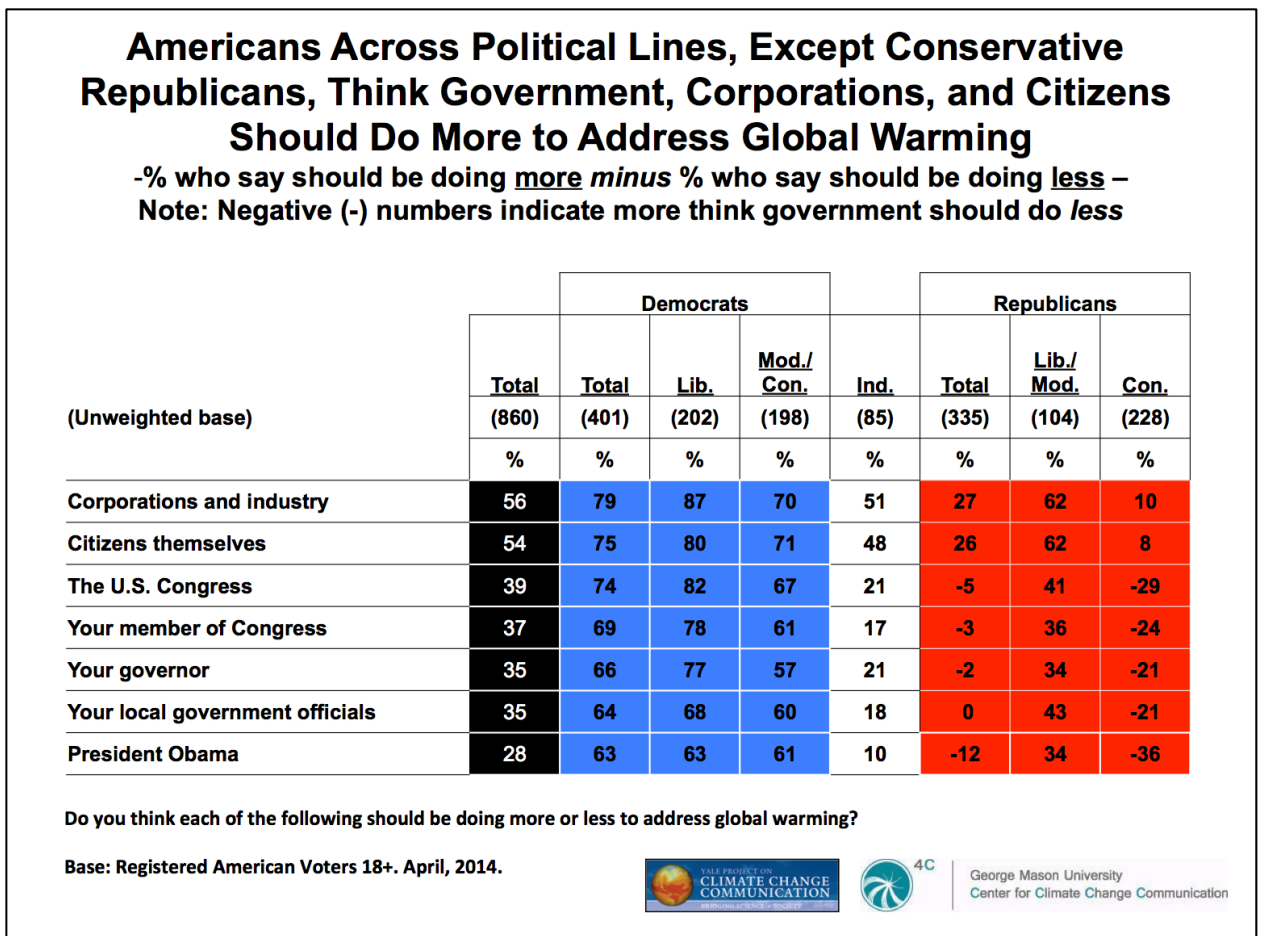
Fewer than half of conservative Republicans (43%), although still a plurality, say the United States should reduce its emissions regardless of what other countries do.



6.4. Americans across political lines, except conservative Republicans, think government, corporations and citizens should do more to address global warming.

Asked whether or not a variety of institutions should do more, less, or the same amount than they are currently doing to address global warming, Americans – with the exception of conservative Republicans – think, on balance, that Congress, including their own member of Congress, their governor, local government officials, and President Obama should be doing *more*. By contrast, conservative Republicans say, on balance, that these people and institutions should be doing *less*.

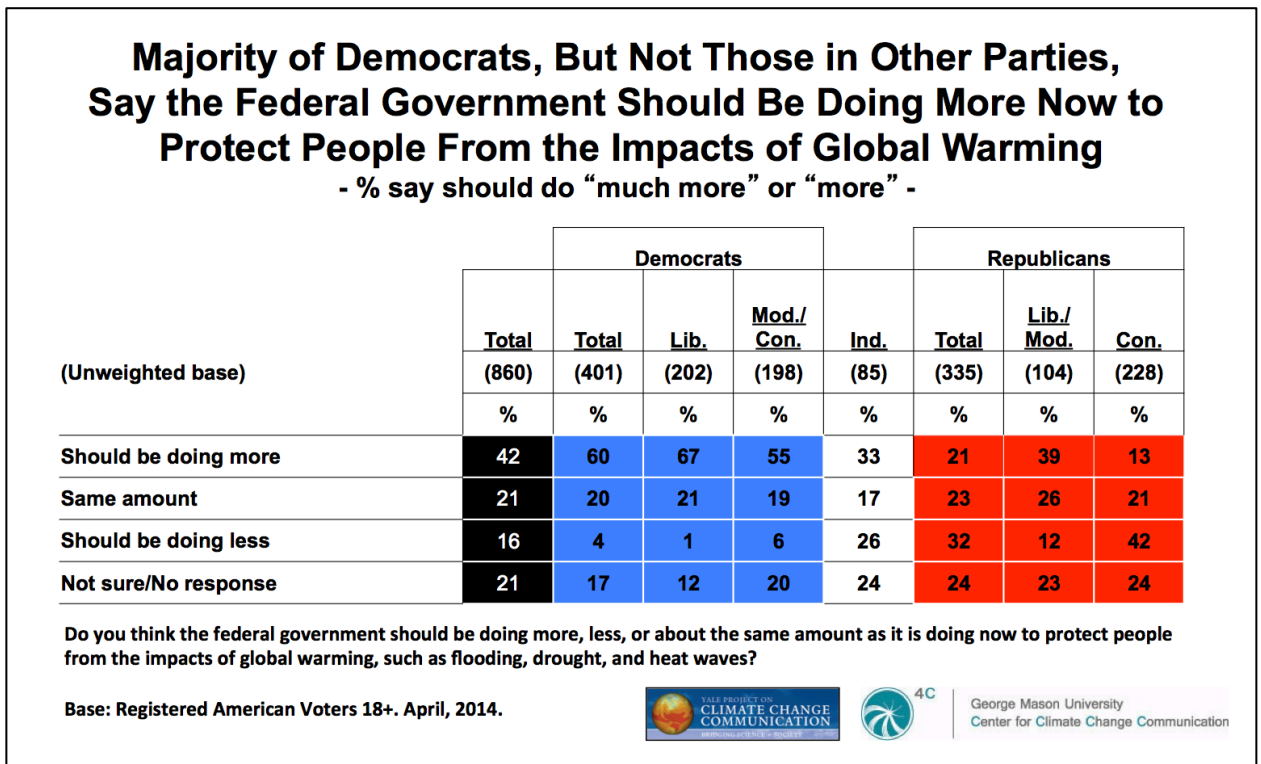
Americans across political lines say corporations and industry (56%) should do more. Large majorities of Democrats (79%, 87% of liberal Democrats), and liberal and moderate Republicans (62%) say corporations and industry should do more. By contrast, only 10% of conservative Republicans agree.



6.5. A majority of Democrats, but not those in other parties, say the federal government should be doing more now to protect people from the impacts of global warming.

Most Democrats (60%, 67% of liberal Democrats) say the federal government should be doing more now to protect people from the impacts of global warming. Fewer liberal and moderate Republicans (39%) and Independents (33%) agree, though they comprise the largest proportion of their political groups.

Conservative Republicans are most likely to say the federal government should be doing *less* to protect people from the impacts of global warming (42%).



6.6. Many Americans, particularly liberal Democrats, think taking steps to reduce global warming will provide a range of benefits.

Half or more Americans think that if the United States takes steps to reduce global warming, it will provide a better life for our children and grandchildren (60%), help free us from dependence on foreign oil (55%), improve people’s health (54%), save many plant and animal species from extinction (52%), and create green jobs and a stronger economy (50%).

Most Democrats, particularly liberal Democrats, expect these and other benefits, whereas fewer than a third of conservative Republicans expect any of these benefits if the U.S. takes steps to reduce global warming. Nearly half of Independents and liberal/moderate Republicans have these views.

Many Americans, Particularly Liberal Democrats, Think Taking Steps to Reduce Global Warming Will Provide a Range of Benefits
 - % say “strongly” or “moderately agree” -

(Unweighted base)	Democrats					Republicans		
	Total	Total	Lib.	Mod./Con.	Ind.	Total	Lib./Mod.	Con.
	(860)	(401)	(202)	(198)	(85)	(335)	(104)	(228)
	%	%	%	%	%	%	%	%
Provide a better life for our children and grandchildren	60	78	85	71	50	40	60	30
Help free us from dependence on foreign oil	55	71	80	64	46	36	46	31
Improve people’s health	54	72	79	65	46	34	48	27
Save many plant and animal species from extinction	52	71	80	63	47	32	51	22
Create green jobs and a stronger economy	50	68	76	62	42	30	47	20
Prevent the destruction of most life on the planet	45	65	71	59	33	22	38	13
Protect God’s creation	41	50	42	56	34	33	38	30
Protect the world’s poorest people from environmental harm caused by the world’s richest people	38	54	64	46	35	16	27	10
Save many people around the world from poverty and starvation	34	51	58	44	27	14	25	8
Improve our national security	27	37	47	29	24	14	22	9

Please indicate whether you agree or disagree with the following statements. If our nation takes steps to reduce global warming, it will...

Base: Registered American Voters 18+. April, 2014.



George Mason University
Center for Climate Change Communication

6.7. Many Americans, particularly conservative Republicans, think taking steps to reduce global warming will have some costs.

About half of Americans think that if the United States takes steps to reduce global warming, it will cause energy prices to rise (53%) or lead to more government regulation (52%). Only 22% of Americans think it would cost jobs and harm our economy.

Republicans, particularly conservative Republicans, and Independents are the most likely to expect these to happen.



Many Americans, Particularly Conservative Republicans, Think Taking Steps to Reduce Global Warming Will Have Some Costs

- % say “strongly” or “moderately agree” -

(Unweighted base)	Democrats					Republicans		
	Total	Total	Lib.	Mod./Con.	Ind.	Total	Lib./Mod.	Con.
	(860)	(401)	(202)	(198)	(85)	(335)	(104)	(228)
	%	%	%	%	%	%	%	%
Cause energy prices to rise	53	48	58	40	67	60	55	63
Lead to more government regulation	52	44	49	39	60	62	53	65
Interfere with the free market	25	14	16	12	39	37	25	43
Cost jobs and harm our economy	22	11	11	11	45	32	20	38
Harm poor people more than it helps them	18	12	12	11	32	25	16	28
Undermine American sovereignty	15	10	8	11	22	20	8	25

Please indicate whether you agree or disagree with the following statements. If our nation takes steps to reduce global warming, it will...

Base: Registered American Voters 18+. April, 2014.

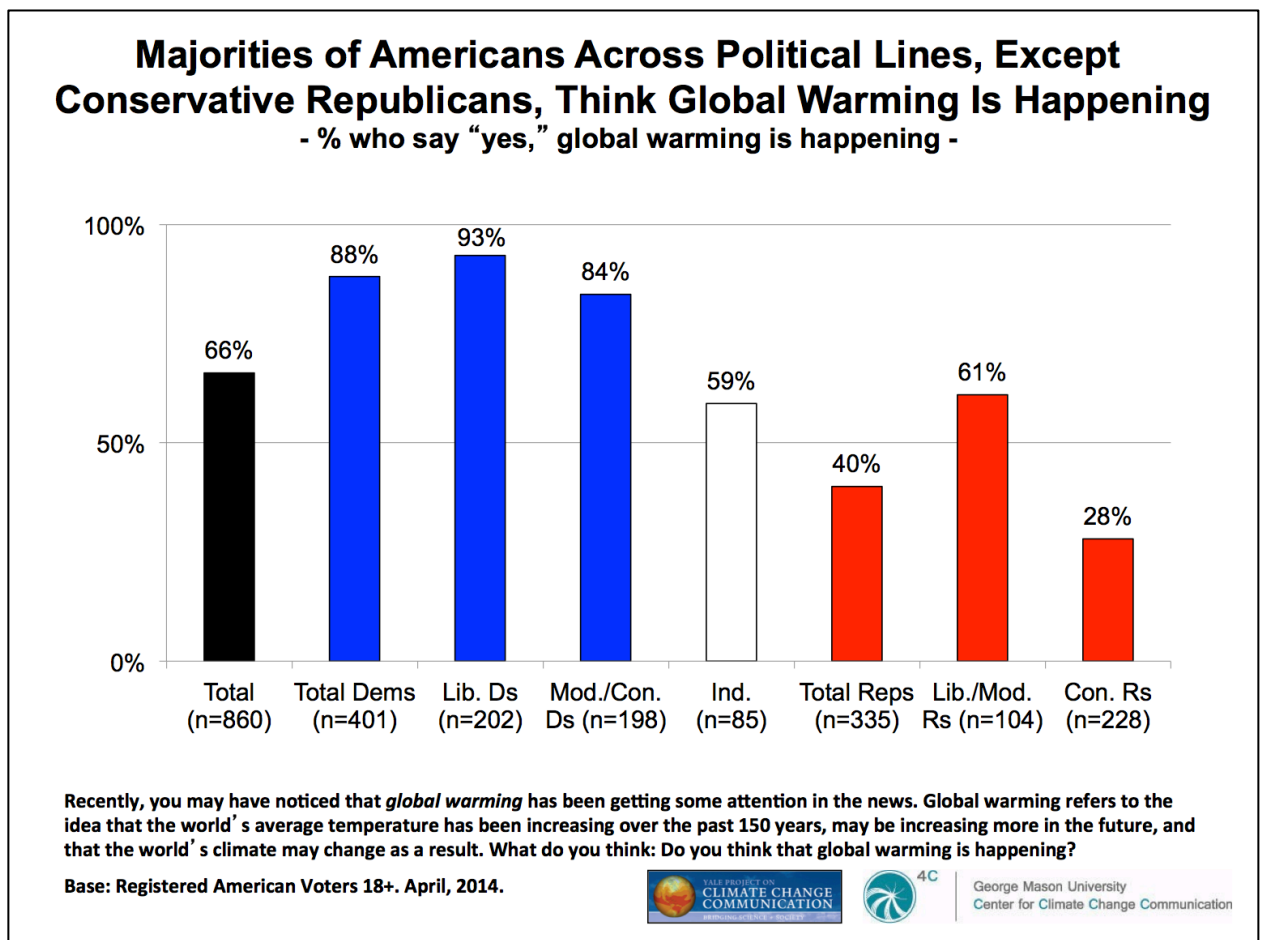
George Mason University
Center for Climate Change Communication

7. Global Warming Beliefs and Attitudes

7.1. Majorities of Americans across political lines, except conservative Republicans, think global warming is happening.

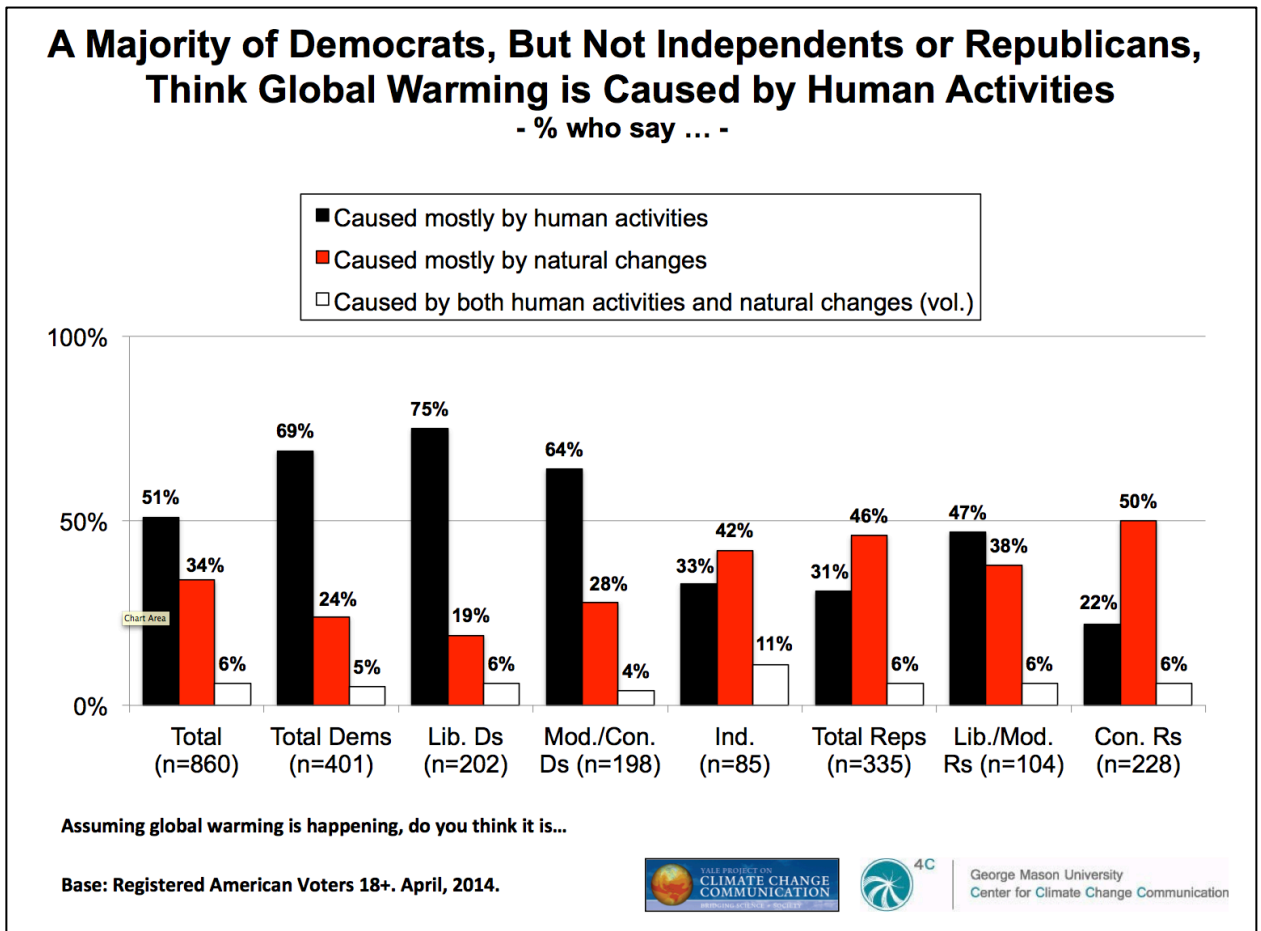
Two in three Americans (66%) think global warming is happening. Large majorities of Democrats (88%) – liberal (93%) and moderate/conservative (84%) – think it is happening, as do over half of Independents (59%) and liberal and moderate Republicans (61%) and liberal and moderate Republicans (61%).

By contrast, fewer than a third of conservative Republicans think global warming is happening (28%).



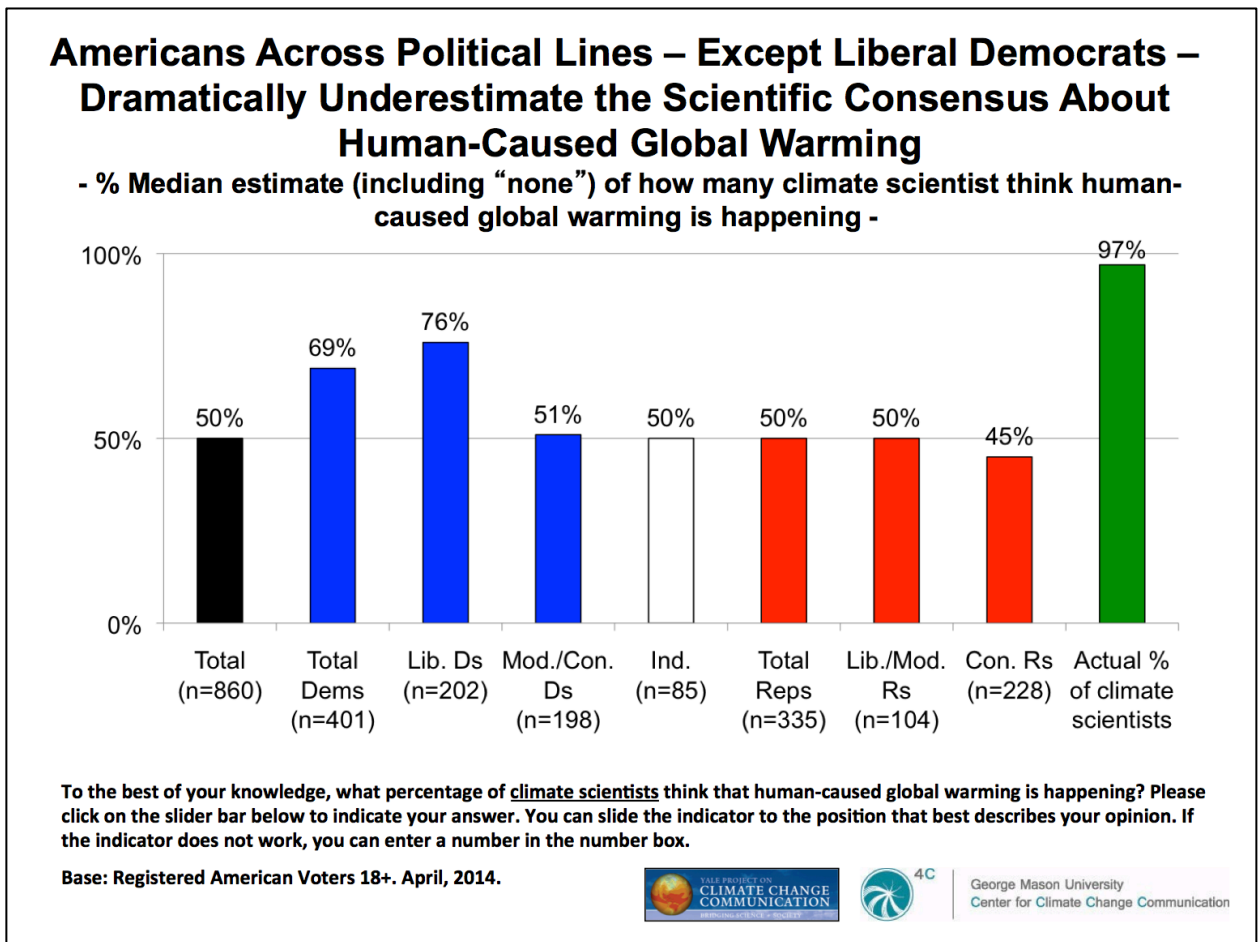
7.2. A majority of Democrats, but not Independents or Republicans, think global warming is caused by human activities.

Just over half of registered voters (51%) think that global warming is caused mostly by human activities. A large majority of Democrats (69%, and 75% of liberal Democrats), nearly half (47%) of liberal and moderate Republicans, but only 22% of conservative Republicans think global warming is mostly human-caused.



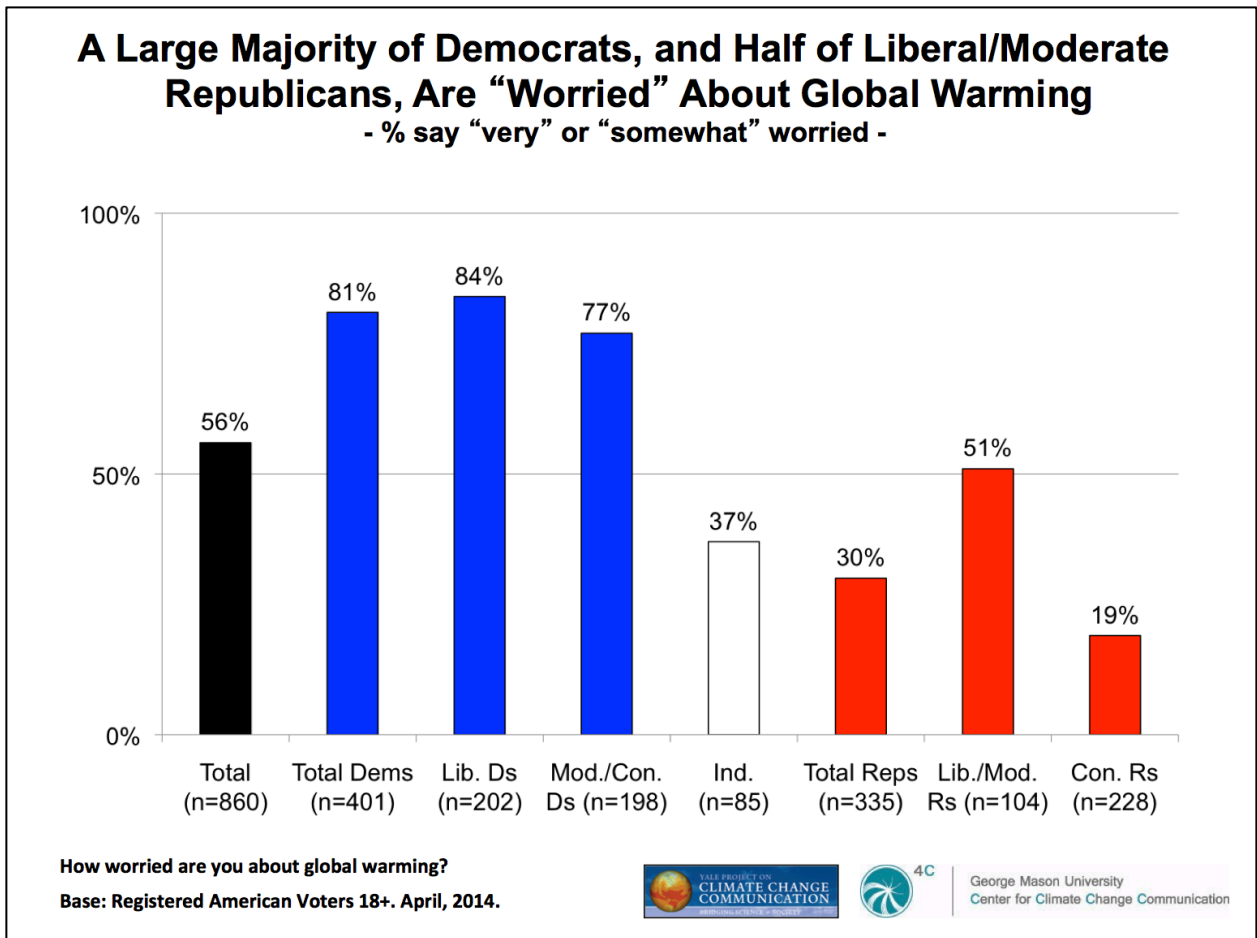
7.3. Americans across political lines – except liberal Democrats – dramatically underestimate the scientific consensus about human-caused global warming.

Though recent studies have shown that virtually all climate scientists (97%) have concluded human-caused climate change is happening, Americans, on average, estimate that only half of climate scientists think it is happening. On average, liberal Democrats are the only group who believe that a majority (76%) of climate scientists agree, although this is still well below the actual degree of scientific consensus.



7.4. A large majority of Democrats, and half of liberal/moderate Republicans, are “worried” about global warming.

Over half (56%) of Americans say they are “very” or “somewhat” worried about global warming. Liberal Democrats are the most worried (84%), followed by moderate/conservative Democrats (77%). Half of liberal/moderate Republicans (51%) are worried about global warming and are more than twice as likely to be worried than conservative Republicans (19%).

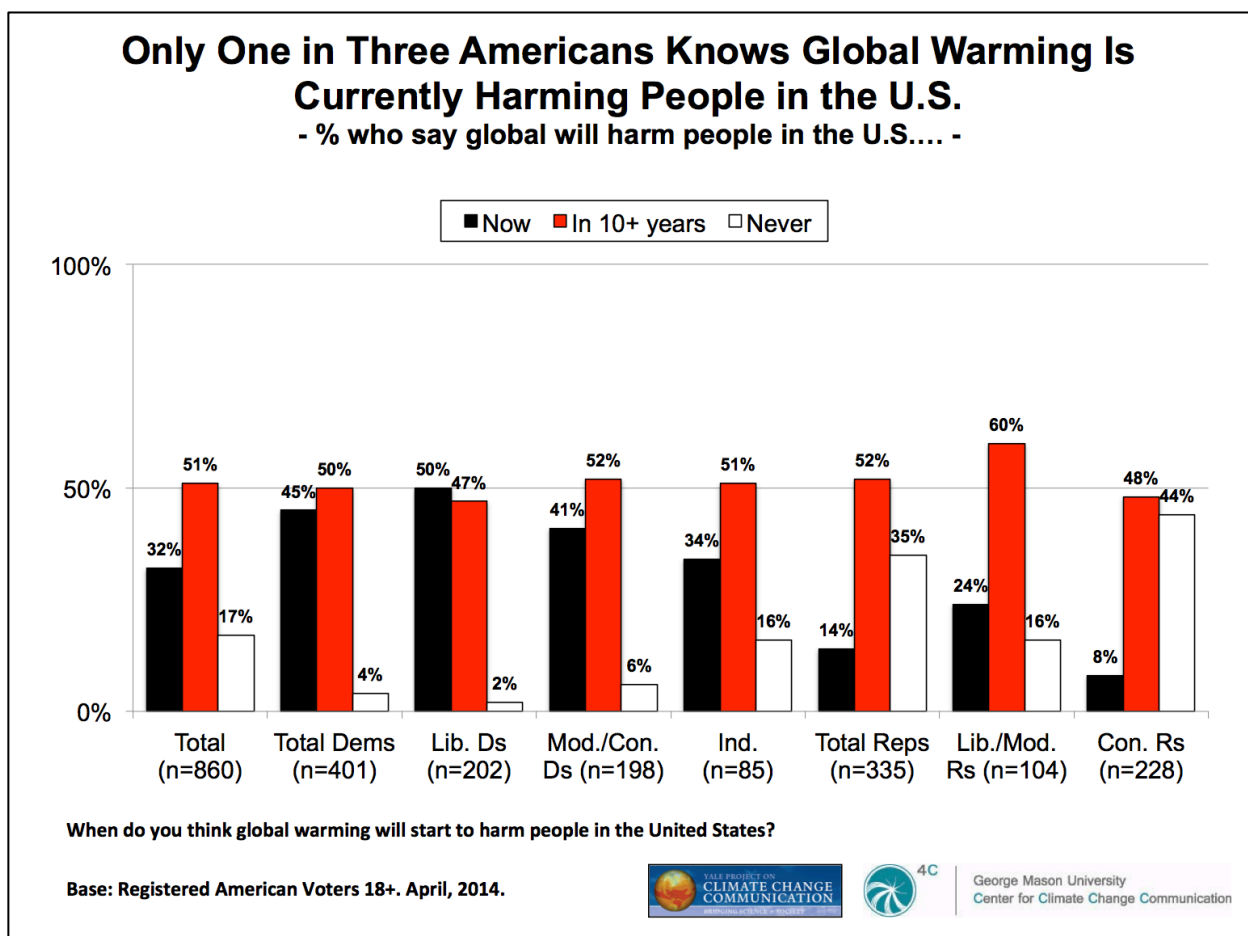


7.5. Only one in three Americans knows global warming is currently harming people in the United States.

The evidence of global warming is steadily mounting in the United States. According to the 2014 U.S. [National Climate Assessment](#):

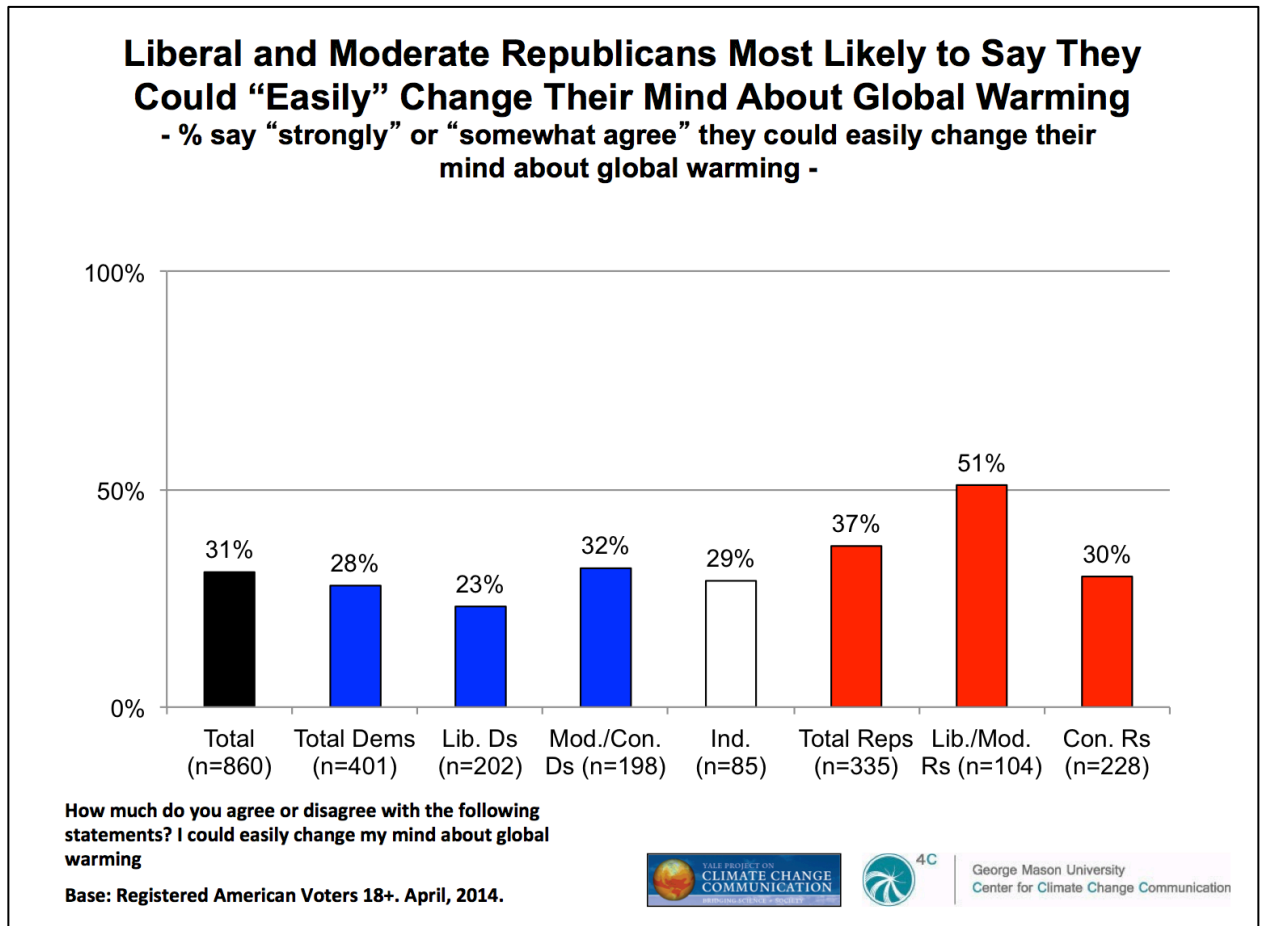
“Residents of some coastal cities see their streets flood more regularly during storms and high tides. Inland cities near large rivers also experience more flooding, especially in the Midwest and Northeast. Insurance rates are rising in some vulnerable locations, and insurance is no longer available in others. Hotter and drier weather and earlier snow melt mean that wildfires in the West start earlier in the spring, last later into the fall, and burn more acreage. In Arctic Alaska, the summer sea ice that once protected the coasts has receded, and autumn storms now cause more erosion, threatening many communities with relocation.”

Yet, only one in three (32%) Americans is aware of this fact. Fewer than half of Democrats (45%) are aware (50% of liberal Democrats), and only 14% of Republicans are aware of the current harm caused by global warming (8% of conservative Republicans). By contrast, many more conservative Republicans (44%) say global warming will never harm people in the U.S., compared to 16% of liberal/moderate Republicans.



7.6. Liberal and moderate Republicans are the most likely to say they could “easily” change their mind about global warming.

Relatively few Americans of any political party say they could easily change their mind about global warming (31%). One exception: 51% of liberal and moderate Republicans say they could.



Appendix I: Data Tables

Support for Political Candidates

If a candidate for national office (such as House of Representatives, the Senate, or president) strongly supports taking action to reduce global warming, would you be more or less likely to do each of the following, or would it make no difference? I would be more or less likely to...

Vote for the candidate

	Total Registered Voters	Democrats				Republicans		
		Total	Liberal	Mod/Con	Ind/Other	Total	Liberal/Mod	Con
Unweighted Base	(860)	(401)	(202)	(198)	(85)**	(335)	(104)	(228)
	%	%	%	%	%	%	%	%
Much More/Somewhat More	45	67	76	58	32	21	37	12
Much more	20	34	47	23	10	6	7	5
Somewhat more	25	33	30	35	22	15	30	7
No difference	25	16	13	17	28	34	33	35
Much Less/Somewhat Less	17	5	3	6	24	33	14	42
Somewhat Less	5	2	3	2	4	8	7	9
Much Less	12	2	0	4	21	24	7	33
Not sure	10	10	5	14	14	9	12	7
Refused/Prefer not to answer	4	3	3	4	2	4	3	4

Donate money to the candidate's campaign

	Total Registered Voters	Democrats				Republicans		
		Total	Liberal	Mod/Con	Ind/Other	Total	Liberal/Mod	Con
Unweighted Base	(860)	(401)	(202)	(198)	(85)**	(335)	(104)	(228)
	%	%	%	%	%	%	%	%
Much More/Somewhat More	18	31	43	20	8	6	11	4
Much more	6	11	15	7	4	1	-	1
Somewhat more	12	20	28	14	4	5	11	3
No difference	42	40	39	41	54	40	49	36
Much Less/Somewhat Less	25	14	7	20	27	39	23	48
Somewhat Less	5	5	4	6	1	5	7	5
Much Less	19	9	3	14	26	34	16	43
Not sure	10	10	8	13	6	10	14	8
Refused/Prefer not to answer	5	5	3	6	5	5	3	5

If a candidate for national office (such as House of Representatives, the Senate, or president) strongly supports taking action to reduce global warming, would you be more or less likely to do each of the following, or would it make no difference? I would be more or less likely to... (Cont'd.)

Try to persuade my friends and/or family to vote for the candidate

	Total Registered Voters	Democrats				Republicans		
		Total	Liberal	Mod/Con	Ind/Other	Total	Liberal/Mod	Con
Unweighted Base	(860)	(401)	(202)	(198)	(85)**	(335)	(104)	(228)
	%	%	%	%	%	%	%	%
Much More/Somewhat More	31	49	57	42	21	12	20	8
Much more	11	19	28	12	7	3	2	4
Somewhat more	19	30	29	30	14	9	18	5
No difference	34	26	26	26	42	39	45	35
Much Less/Somewhat Less	22	10	7	13	28	37	23	45
Somewhat Less	6	6	4	8	3	7	11	5
Much Less	16	4	3	5	25	30	11	40
Not sure	9	10	9	12	7	9	12	7
Refused/Prefer not to answer	4	5	2	7	1	3	-	5

Volunteer to work for the candidate's campaign

	Total Registered Voters	Democrats				Republicans		
		Total	Liberal	Mod/Con	Ind/Other	Total	Liberal/Mod	Con
Unweighted Base	(860)	(401)	(202)	(198)	(85)**	(335)	(104)	(228)
	%	%	%	%	%	%	%	%
Much More/Somewhat More	16	28	34	23	9	4	8	2
Much more	4	7	10	5	4	-	-	-
Somewhat more	12	21	24	18	5	4	8	2
No difference	44	44	46	43	48	42	51	38
Much Less/Somewhat Less	24	12	8	15	30	39	23	47
Somewhat Less	7	6	6	6	3	9	9	9
Much Less	17	6	2	9	27	30	14	39
Not sure	11	12	9	14	10	11	15	9
Refused/Prefer not to answer	4	4	3	5	2	4	2	4

If a candidate for national office (such as House of Representatives, the Senate, or president) strongly supports taking action to reduce global warming, would you be more or less likely to do each of the following, or would it make no difference? I would be more or less likely to... (Cont'd.)

Place a candidate support sign in my yard or at my home

	Total Registered Voters	Democrats				Republicans		
		Total	Liberal	Mod/Con	Ind/Other	Total	Liberal/Mod	Con
Unweighted Base	(860)	(401)	(202)	(198)	(85)**	(335)	(104)	(228)
	%	%	%	%	%	%	%	%
Much More/Somewhat More	29	42	45	39	21	15	22	10
Much more	10	16	21	12	7	3	4	3
Somewhat more	19	26	24	28	14	11	19	7
No difference	36	34	37	31	39	36	45	31
Much Less/Somewhat Less	23	11	8	14	32	38	22	47
Somewhat Less	5	3	4	2	5	6	7	5
Much Less	19	8	3	12	27	32	14	41
Not sure	9	9	8	11	7	8	11	7
Refused/Prefer not to answer	3	3	2	5	1	3	-	4

Voice support for the candidate on Facebook, Twitter, or other social media

	Total Registered Voters	Democrats				Republicans		
		Total	Liberal	Mod/Con	Ind/Other	Total	Liberal/Mod	Con
Unweighted Base	(860)	(401)	(202)	(198)	(85)**	(335)	(104)	(228)
	%	%	%	%	%	%	%	%
Much More/Somewhat More	20	30	37	24	14	10	17	7
Much more	7	12	15	9	5	3	5	2
Somewhat more	13	18	22	15	8	7	12	4
No difference	40	39	41	37	47	39	46	35
Much Less/Somewhat Less	25	15	11	19	28	39	26	46
Somewhat Less	5	4	5	3	-	7	8	7
Much Less	20	11	5	15	28	32	17	39
Not sure	11	12	9	16	8	9	11	8
Refused/Prefer not to answer	4	4	3	5	4	3	1	5

If a candidate for national office (such as House of Representatives, the Senate, or president) strongly opposes taking action to reduce global warming, would you be more or less likely to do each of the following, or would it make no difference? I would be more or less likely to...

Vote for the candidate

	Total Registered Voters	Democrats				Republicans		
		Total	Liberal	Mod/Con	Ind/Other	Total	Liberal/Mod	Con
Unweighted Base	(860)	(401)	(202)	(198)	(85)**	(335)	(104)	(228)
	%	%	%	%	%	%	%	%
Much More/Somewhat More	15	8	5	10	20	24	13	30
Much more	6	2	1	3	8	11	4	14
Somewhat more	9	5	4	6	11	13	9	15
No difference	29	19	15	23	34	38	37	39
Much Less/Somewhat Less	44	61	72	51	31	26	34	21
Somewhat Less	12	11	13	9	6	14	18	12
Much Less	32	50	59	42	25	12	16	9
Not sure	9	7	4	11	11	9	15	6
Refused/Prefer not to answer	5	5	4	6	5	3	1	4

Donate money to the candidate's campaign

	Total Registered Voters	Democrats				Republicans		
		Total	Liberal	Mod/Con	Ind/Other	Total	Liberal/Mod	Con
Unweighted Base	(860)	(401)	(202)	(198)	(85)**	(335)	(104)	(228)
	%	%	%	%	%	%	%	%
Much More/Somewhat More	9	6	5	6	9	14	9	17
Much more	4	2	1	4	6	5	2	7
Somewhat more	5	3	4	3	3	9	6	10
No difference	36	23	20	26	44	49	45	51
Much Less/Somewhat Less	43	60	69	52	36	26	34	21
Somewhat Less	7	8	9	7	5	7	11	5
Much Less	36	52	59	46	31	18	22	16
Not sure	8	8	3	12	10	8	12	6
Refused/Prefer not to answer	4	3	4	3	1	4	1	6

If a candidate for national office (such as House of Representatives, the Senate, or president) strongly opposes taking action to reduce global warming, would you be more or less likely to do each of the following, or would it make no difference? I would be more or less likely to... (Cont'd.)

Try to persuade my friends and/or family to vote for the candidate

	Total Registered Voters	Democrats				Republicans		
		Total	Liberal	Mod/Con	Ind/Other	Total	Liberal/Mod	Con
Unweighted Base	(860)	(401)	(202)	(198)	(85)**	(335)	(104)	(228)
	%	%	%	%	%	%	%	%
Much More/Somewhat More	13	8	7	8	15	19	10	24
Much more	5	3	1	4	8	7	3	9
Somewhat more	8	5	5	4	7	12	6	15
No difference	34	23	20	25	42	44	40	47
Much Less/Somewhat Less	41	57	66	50	31	26	37	19
Somewhat Less	9	8	7	8	8	12	16	9
Much Less	32	50	58	42	23	14	21	10
Not sure	9	8	4	11	10	9	14	7
Refused/Prefer not to answer	4	4	4	5	2	2	-	3

Volunteer to work for the candidate's campaign

	Total Registered Voters	Democrats				Republicans		
		Total	Liberal	Mod/Con	Ind/Other	Total	Liberal/Mod	Con
Unweighted Base	(860)	(401)	(202)	(198)	(85)**	(335)	(104)	(228)
	%	%	%	%	%	%	%	%
Much More/Somewhat More	10	6	5	6	8	15	11	18
Much more	3	2	1	2	4	6	1	8
Somewhat more	6	4	4	4	5	10	10	10
No difference	35	21	18	24	43	48	42	51
Much Less/Somewhat Less	43	60	69	52	37	26	35	21
Somewhat Less	10	10	10	11	9	10	13	8
Much Less	34	50	59	42	28	16	22	12
Not sure	9	8	4	12	11	8	11	6
Refused/Prefer not to answer	4	5	4	5	1	3	1	4

If a candidate for national office (such as House of Representatives, the Senate, or president) strongly opposes taking action to reduce global warming, would you be more or less likely to do each of the following, or would it make no difference? I would be more or less likely to... (Cont'd.)

Place a candidate support sign in my yard or at my home

	Total Registered Voters	Democrats				Republicans		
		Total	Liberal	Mod/Con	Ind/Other	Total	Liberal/Mod	Con
Unweighted Base	(860)	(401)	(202)	(198)	(85)**	(335)	(104)	(228)
	%	%	%	%	%	%	%	%
Much More/Somewhat More	11	7	5	9	10	18	11	22
Much more	4	2	1	3	7	5	1	7
Somewhat more	7	5	4	6	3	13	9	15
No difference	33	21	19	24	41	43	38	46
Much Less/Somewhat Less	44	59	69	51	38	27	38	21
Somewhat Less	9	7	8	7	11	11	17	7
Much Less	35	52	61	45	27	16	21	14
Not sure	8	7	4	10	10	8	12	6
Refused/Prefer not to answer	4	5	4	6	1	4	1	5

Voice support for the candidate on Facebook, Twitter, or other social media

	Total Registered Voters	Democrats				Republicans		
		Total	Liberal	Mod/Con	Ind/Other	Total	Liberal/Mod	Con
Unweighted Base	(860)	(401)	(202)	(198)	(85)**	(335)	(104)	(228)
	%	%	%	%	%	%	%	%
Much More/Somewhat More	9	6	3	8	12	13	6	16
Much more	4	4	1	6	6	5	0	8
Somewhat more	4	2	2	2	5	8	6	8
No difference	36	24	24	24	44	47	42	50
Much Less/Somewhat Less	42	57	65	51	32	27	38	21
Somewhat Less	8	9	10	8	3	9	14	6
Much Less	34	49	55	43	29	18	23	15
Not sure	8	8	4	10	10	9	14	6
Refused/Prefer not to answer	5	5	4	7	2	4	-	6

In November, there will be elections to choose the members of the U.S. House of Representatives in every district, including yours. How important will the following issues be when you decide who you will vote for in the 2014 Congressional election? The candidate's view on...

Education

	Total Registered Voters	Democrats				Republicans		
		Total	Liberal	Mod/Con	Ind/Other	Total	Liberal/Mod	Con
Unweighted Base	(860)	(401)	(202)	(198)	(85)**	(335)	(104)	(228)
	%	%	%	%	%	%	%	%
Very/Moderately	85	91	91	91	83	79	81	77
Very	53	63	60	66	45	41	48	36
Moderately	32	28	32	25	38	38	33	41
Only a little/Not at all	13	7	8	6	13	19	16	21
Only a little	11	6	7	5	10	16	15	17
Not at all	2	1	1	1	3	3	1	4
Not sure	1	1	-	1	3	1	2	1
Refused/Prefer not to answer	1	1	1	2	1	1	1	1

Health care

	Total Registered Voters	Democrats				Republicans		
		Total	Liberal	Mod/Con	Ind/Other	Total	Liberal/Mod	Con
Unweighted Base	(860)	(401)	(202)	(198)	(85)**	(335)	(104)	(228)
	%	%	%	%	%	%	%	%
Very/Moderately	90	93	92	94	89	89	91	88
Very	69	72	67	76	68	66	72	64
Moderately	21	21	25	18	21	23	19	24
Only a little/Not at all	8	5	7	4	8	8	7	9
Only a little	5	4	5	3	5	5	3	7
Not at all	2	2	3	1	3	3	4	2
Not sure	1	1	-	1	2	1	1	1
Refused/Prefer not to answer	1	1	1	1	1	1	-	1

In November, there will be elections to choose the members of the U.S. House of Representatives in every district, including yours. How important will the following issues be when you decide who you will vote for in the 2014 Congressional election? The candidate's view on... (Cont'd.)

Social security

	Total Registered Voters	Democrats				Republicans		
		Total	Liberal	Mod/Con	Ind/Other	Total	Liberal/Mod	Con
Unweighted Base	(860)	(401)	(202)	(198)	(85)**	(335)	(104)	(228)
	%	%	%	%	%	%	%	%
Very/Moderately	88	87	83	90	85	92	91	93
Very	61	62	52	71	60	60	62	59
Moderately	27	24	31	18	24	32	29	34
Only a little/Not at all	9	11	14	9	14	5	7	5
Only a little	7	9	11	8	9	4	5	4
Not at all	2	2	3	1	5	1	2	1
Not sure	1	1	2	1	1	1	-	1
Refused/Prefer not to answer	1	1	1	-	-	2	2	1

The federal budget deficit

	Total Registered Voters	Democrats				Republicans		
		Total	Liberal	Mod/Con	Ind/Other	Total	Liberal/Mod	Con
Unweighted Base	(860)	(401)	(202)	(198)	(85)**	(335)	(104)	(228)
	%	%	%	%	%	%	%	%
Very/Moderately	86	81	72	88	86	93	91	94
Very	59	45	34	55	70	76	71	78
Moderately	27	36	38	33	16	18	20	16
Only a little/Not at all	11	17	26	9	10	4	4	3
Only a little	9	15	23	7	8	2	3	2
Not at all	2	2	3	2	2	1	1	1
Not sure	2	2	-	3	3	1	2	1
Refused/Prefer not to answer	1	1	1	-	1	2	2	1

In November, there will be elections to choose the members of the U.S. House of Representatives in every district, including yours. How important will the following issues be when you decide who you will vote for in the 2014 Congressional election? The candidate's view on... (Cont'd.)

Terrorism

	Total Registered Voters	Democrats				Republicans		
		Total	Liberal	Mod/Con	Ind/Other	Total	Liberal/Mod	Con
Unweighted Base	(860)	(401)	(202)	(198)	(85)**	(335)	(104)	(228)
	%	%	%	%	%	%	%	%
Very/Moderately	81	78	72	84	74	88	86	90
Very	51	47	33	59	44	59	54	62
Moderately	31	31	39	24	30	29	31	28
Only a little/Not at all	15	18	25	12	20	10	12	8
Only a little	11	13	18	9	10	8	8	8
Not at all	4	4	7	3	10	2	5	1
Not sure	2	3	2	4	5	1	-	1
Refused/Prefer not to answer	1	1	1	1	2	1	2	1

Global warming

	Total Registered Voters	Democrats				Republicans		
		Total	Liberal	Mod/Con	Ind/Other	Total	Liberal/Mod	Con
Unweighted Base	(860)	(401)	(202)	(198)	(85)**	(335)	(104)	(228)
	%	%	%	%	%	%	%	%
Very/Moderately	61	80	83	77	47	38	58	29
Very	32	50	53	47	22	11	18	8
Moderately	29	30	30	30	25	27	40	20
Only a little/Not at all	35	14	13	16	47	60	40	70
Only a little	18	11	10	12	19	28	20	31
Not at all	17	3	2	4	28	32	20	38
Not sure	3	4	2	6	5	1	1	1
Refused/Prefer not to answer	1	1	2	1	1	1	1	-

In November, there will be elections to choose the members of the U.S. House of Representatives in every district, including yours. How important will the following issues be when you decide who you will vote for in the 2014 Congressional election? The candidate's view on... (Cont'd.)

Tax reform

	Total Registered Voters	Democrats				Republicans		
		Total	Liberal	Mod/Con	Ind/Other	Total	Liberal/Mod	Con
Unweighted Base	(860)	(401)	(202)	(198)	(85)**	(335)	(104)	(228)
	%	%	%	%	%	%	%	%
Very/Moderately	84	83	80	85	87	87	83	89
Very	52	46	41	50	61	58	58	59
Moderately	32	37	39	35	25	29	26	31
Only a little/Not at all	11	13	16	10	9	8	8	8
Only a little	8	10	14	7	5	6	6	6
Not at all	3	2	2	3	4	2	2	2
Not sure	3	4	3	4	2	2	2	2
Refused/Prefer not to answer	2	1	1	1	2	3	7	1

The economy

	Total Registered Voters	Democrats				Republicans		
		Total	Liberal	Mod/Con	Ind/Other	Total	Liberal/Mod	Con
Unweighted Base	(860)	(401)	(202)	(198)	(85)**	(335)	(104)	(228)
	%	%	%	%	%	%	%	%
Very/Moderately	94	93	90	96	96	95	95	95
Very	77	71	67	75	81	83	83	83
Moderately	18	22	23	21	15	12	11	12
Only a little/Not at all	4	6	9	3	2	3	3	3
Only a little	3	5	8	3	-	3	3	2
Not at all	1	1	2	-	2	-	-	-
Not sure	1	1	-	1	1	1	-	1
Refused/Prefer not to answer	1	1	-	1	1	1	2	1

In November, there will be elections to choose the members of the U.S. House of Representatives in every district, including yours. How important will the following issues be when you decide who you will vote for in the 2014 Congressional election? The candidate's view on... (Cont'd.)

Immigration reform

	Total Registered Voters	Democrats				Republicans		
		Total	Liberal	Mod/Con	Ind/Other	Total	Liberal/Mod	Con
Unweighted Base	(860)	(401)	(202)	(198)	(85)**	(335)	(104)	(228)
	%	%	%	%	%	%	%	%
Very/Moderately	75	75	73	76	74	77	71	79
Very	41	37	32	41	43	46	35	52
Moderately	34	38	41	35	31	30	36	28
Only a little/Not at all	21	21	23	19	22	19	22	18
Only a little	15	15	16	15	12	14	14	14
Not at all	6	6	7	5	10	5	8	3
Not sure	3	3	3	4	3	3	6	2
Refused/Prefer not to answer	1	1	1	1	1	1	1	1

Abortion

	Total Registered Voters	Democrats				Republicans		
		Total	Liberal	Mod/Con	Ind/Other	Total	Liberal/Mod	Con
Unweighted Base	(860)	(401)	(202)	(198)	(85)**	(335)	(104)	(228)
	%	%	%	%	%	%	%	%
Very/Moderately	62	66	71	62	48	63	52	69
Very	39	39	43	36	29	42	30	49
Moderately	24	27	28	26	19	21	22	20
Only a little/Not at all	32	29	26	32	39	33	43	28
Only a little	17	15	11	19	17	18	30	13
Not at all	15	14	14	13	22	15	13	15
Not sure	2	2	2	2	7	1	2	1
Refused/Prefer not to answer	3	3	2	4	6	2	4	2

In November, there will be elections to choose the members of the U.S. House of Representatives in every district, including yours. How important will the following issues be when you decide who you will vote for in the 2014 Congressional election? The candidate's view on... (Cont'd.)

Energy Independence

	Total Registered Voters	Democrats				Republicans		
		Total	Liberal	Mod/Con	Ind/Other	Total	Liberal/Mod	Con
Unweighted Base	(860)	(401)	(202)	(198)	(85)**	(335)	(104)	(228)
	%	%	%	%	%	%	%	%
Very/Moderately	81	82	83	81	78	80	80	80
Very	43	44	40	47	50	41	31	45
Moderately	38	38	42	34	28	39	49	35
Only a little/Not at all	16	14	15	13	17	18	17	18
Only a little	11	10	12	8	16	11	13	11
Not at all	5	4	3	5	1	6	4	7
Not sure	3	4	2	5	4	2	2	2
Refused/Prefer not to answer	1	1	-	1	1	1	1	1

Gun control/rights

	Total Registered Voters	Democrats				Republicans		
		Total	Liberal	Mod/Con	Ind/Other	Total	Liberal/Mod	Con
Unweighted Base	(860)	(401)	(202)	(198)	(85)**	(335)	(104)	(228)
	%	%	%	%	%	%	%	%
Very/Moderately	78	80	78	81	77	79	79	79
Very	52	51	44	57	50	56	44	61
Moderately	26	28	34	24	27	23	35	17
Only a little/Not at all	20	18	21	15	20	19	18	20
Only a little	13	12	15	10	14	13	10	14
Not at all	6	6	6	5	6	7	8	6
Not sure	2	2	-	3	1	2	2	1
Refused/Prefer not to answer	1	1	-	1	2	-	1	-

In November, there will be elections to choose the members of the U.S. House of Representatives in every district, including yours. How important will the following issues be when you decide who you will vote for in the 2014 Congressional election? The candidate's view on... (Cont'd.)

Campaign finance reform

	Total Registered Voters	Democrats				Republicans		
		Total	Liberal	Mod/Con	Ind/Other	Total	Liberal/Mod	Con
Unweighted Base	(860)	(401)	(202)	(198)	(85)**	(335)	(104)	(228)
	%	%	%	%	%	%	%	%
Very/Moderately	63	69	72	66	70	56	60	54
Very	29	35	33	36	32	23	22	23
Moderately	33	34	40	29	38	33	39	31
Only a little/Not at all	31	24	23	25	24	39	35	42
Only a little	21	16	17	15	16	27	25	29
Not at all	10	8	6	10	8	12	10	13
Not sure	5	6	4	8	4	3	2	4
Refused/Prefer not to answer	1	1	1	1	2	1	3	-

Income gap between rich and poor

	Total Registered Voters	Democrats				Republicans		
		Total	Liberal	Mod/Con	Ind/Other	Total	Liberal/Mod	Con
Unweighted Base	(860)	(401)	(202)	(198)	(85)**	(335)	(104)	(228)
	%	%	%	%	%	%	%	%
Very/Moderately	68	86	85	87	58	46	62	39
Very	43	60	62	58	43	21	28	17
Moderately	25	27	23	29	16	26	34	21
Only a little/Not at all	27	9	10	9	36	49	36	56
Only a little	16	7	8	7	15	28	29	28
Not at all	12	2	2	2	21	21	7	28
Not sure	4	4	4	3	5	4	2	5
Refused/Prefer not to answer	1	1	1	-	1	1	-	1

In November, there will be elections to choose the members of the U.S. House of Representatives in every district, including yours. How important will the following issues be when you decide who you will vote for in the 2014 Congressional election? The candidate's view on... (Cont'd.)

Developing sources of clean energy

	Total Registered Voters	Democrats				Republicans		
		Total	Liberal	Mod/Con	Ind/Other	Total	Liberal/Mod	Con
Unweighted Base	(860)	(401)	(202)	(198)	(85)**	(335)	(104)	(228)
	%	%	%	%	%	%	%	%
Very/Moderately	76	88	86	89	67	62	74	56
Very	39	52	52	52	36	22	30	17
Moderately	37	36	34	37	31	41	43	39
Only a little/Not at all	21	9	10	8	26	36	25	41
Only a little	15	7	9	6	16	25	20	28
Not at all	6	2	1	2	10	11	5	13
Not sure	2	2	3	2	4	1	-	2
Refused/Prefer not to answer	1	1	1	1	3	1	1	1

Foreign policy

	Total Registered Voters	Democrats				Republicans		
		Total	Liberal	Mod/Con	Ind/Other	Total	Liberal/Mod	Con
Unweighted Base	(860)	(401)	(202)	(198)	(85)**	(335)	(104)	(228)
	%	%	%	%	%	%	%	%
Very/Moderately	81	80	80	80	78	83	80	84
Very	40	36	37	34	48	45	35	50
Moderately	41	45	43	46	30	37	45	34
Only a little/Not at all	15	16	16	15	15	12	13	12
Only a little	11	11	12	9	12	11	9	11
Not at all	4	5	4	6	3	2	4	-
Not sure	4	4	3	4	5	4	4	3
Refused/Prefer not to answer	1	-	-	-	2	1	2	1

In November, there will be elections to choose the members of the U.S. House of Representatives in every district, including yours. How important will the following issues be when you decide who you will vote for in the 2014 Congressional election? The candidate's view on... (Cont'd.)

Protecting the environment

	Total Registered Voters	Democrats				Republicans		
		Total	Liberal	Mod/Con	Ind/Other	Total	Liberal/Mod	Con
Unweighted Base	(860)	(401)	(202)	(198)	(85)**	(335)	(104)	(228)
	%	%	%	%	%	%	%	%
Very/Moderately	74	85	88	83	63	61	71	56
Very	39	54	56	51	33	22	29	19
Moderately	35	32	32	31	31	39	41	37
Only a little/Not at all	23	11	10	12	31	38	29	42
Only a little	17	9	9	8	19	28	25	30
Not at all	6	2	1	3	12	10	5	12
Not sure	2	3	-	5	5	1	-	1
Refused/Prefer not to answer	1	1	1	1	1	-	-	1

Same-sex marriage

	Total Registered Voters	Democrats				Republicans		
		Total	Liberal	Mod/Con	Ind/Other	Total	Liberal/Mod	Con
Unweighted Base	(860)	(401)	(202)	(198)	(85)**	(335)	(104)	(228)
	%	%	%	%	%	%	%	%
Very/Moderately	54	59	72	48	42	52	42	57
Very	29	31	39	24	24	29	15	36
Moderately	25	28	33	24	18	22	26	21
Only a little/Not at all	40	35	25	44	50	43	55	37
Only a little	16	15	12	17	7	18	24	15
Not at all	25	21	13	27	43	25	30	22
Not sure	3	3	1	5	5	3	3	3
Refused/Prefer not to answer								

In November, there will be elections to choose the members of the U.S. House of Representatives in every district, including yours. How important will the following issues be when you decide who you will vote for in the 2014 Congressional election? The candidate’s view on... (Cont’d.)

Improving the nation’s roads, bridges, and power lines

	Total Registered Voters	Democrats				Republicans		
		Total	Liberal	Mod/Con	Ind/Other	Total	Liberal/Mod	Con
Unweighted Base	(860)	(401)	(202)	(198)	(85)**	(335)	(104)	(228)
	%	%	%	%	%	%	%	%
Very/Moderately	81	86	87	86	79	74	77	72
Very	41	51	51	51	45	28	29	27
Moderately	39	35	36	35	34	46	48	45
Only a little/Not at all	17	11	11	11	17	25	21	27
Only a little	14	9	9	9	11	22	19	24
Not at all	3	2	2	2	6	3	2	4
Not sure	1	1	-	3	1	1	2	1
Refused/Prefer not to answer	1	1	2	-	3	-	-	-

Individual Political Actions on Global Warming

Over the past 12 months, how often, if ever, have you done the following?

Donated money to a political candidate because they share your views on global warming

	Total Registered Voters	Democrats				Republicans		
		Total	Liberal	Mod/Con	Ind/Other	Total	Liberal/Mod	Con
Unweighted Base	(860)	(401)	(202)	(198)	(85)**	(335)	(104)	(228)
	%	%	%	%	%	%	%	%
Often/Occasionally	8	11	19	5	9	4	2	5
Often	2	4	7	1	1	1	-	1
Occasionally	5	7	11	3	8	3	2	4
Rarely/Never	86	82	76	87	88	90	91	90
Rarely	5	6	4	7	3	4	9	3
Never	81	76	72	80	86	86	82	87
Don't Know	4	5	3	7	3	3	5	1
Refused/Prefer not to answer	3	2	3	1	-	3	2	4

Over the past 12 months, how often, if ever, have you done the following?

Volunteered your time to elect a political candidate because they share your views on global warming

	Total Registered Voters	Democrats				Republicans		
		Total	Liberal	Mod/Con	Ind/Other	Total	Liberal/Mod	Con
Unweighted Base	(860)	(401)	(202)	(198)	(85)**	(335)	(104)	(228)
	%	%	%	%	%	%	%	%
Often/Occasionally	5	6	9	4	6	3	6	2
Often	2	3	4	2	1	1	2	-
Occasionally	3	3	5	2	5	2	4	2
Rarely/Never	89	87	86	88	90	91	88	93
Rarely	4	5	5	6	1	2	2	3
Never	85	81	80	83	89	89	86	90
Don't Know	3	4	3	5	3	3	5	1
Refused/Prefer not to answer	3	3	3	3	1	3	1	4

Over the past 12 months, how often, if ever, have you done the following? (Cont'd.)

Written letters, emailed, or phoned government officials about global warming

	Total Registered Voters	Democrats			Ind/Other	Republicans		
		Total	Liberal	Mod/Con		Total	Liberal/Mod	Con
Unweighted Base	(860)	(401)	(202)	(198)	(85)**	(335)	(104)	(228)
	%	%	%	%	%	%	%	%
Never	86	81	78	84	90	91	90	92
Once/a few/several/many	12	17	22	13	9	6	8	4
Once	5	7	9	6	2	3	5	2
A few	5	7	8	6	6	3	3	2
Several	1	2	4	1	-	-	1	-
Many	-	1	1	-	-	-	-	-
Don't Know	2	2	1	3	1	2	2	3
Refused	-	-	-	-	-	-	-	1

Over the past 12 months, how many times have you done these things?

Rewarded companies that are taking steps to reduce global warming by buying their products

	Total Registered Voters	Democrats				Republicans		
		Total	Liberal	Mod/Con	Ind/Other	Total	Liberal/Mod	Con
Unweighted Base	(860)	(401)	(202)	(198)	(85)**	(335)	(104)	(228)
	%	%	%	%	%	%	%	%
Never	50	34	28	40	61	66	57	70
Once/a few/several/many	32	45	49	42	27	20	30	14
Once	2	2	4	1	-	2	1	2
A few	14	19	15	21	13	9	16	6
Several	9	13	16	11	3	6	11	4
Many	7	11	14	9	11	2	1	2
Don't Know	17	21	24	18	12	14	13	15

Punished companies that are opposing steps to reduce global warming by NOT buying their products

	Total Registered Voters	Democrats				Republicans		
		Total	Liberal	Mod/Con	Ind/Other	Total	Liberal/Mod	Con
Unweighted Base	(860)	(401)	(202)	(198)	(85)**	(335)	(104)	(228)
	%	%	%	%	%	%	%	%
Never	56	41	33	48	62	72	63	77
Once/a few/several/many	27	37	42	33	25	15	25	9
Once	4	6	4	7	2	3	5	2
A few	10	11	12	11	13	8	14	5
Several	6	9	11	8	5	2	3	1
Many	7	11	15	8	6	2	2	1
Don't Know	17	22	25	19	13	13	13	13

Willingness to Take Political Actions

How willing or unwilling would you be to join a campaign to convince elected officials to take action to reduce global warming?

	Total Registered Voters	Democrats				Republicans		
		Total	Liberal	Mod/Con	Ind/Other	Total	Liberal/Mod	Con
Unweighted Base	(860)	(401)	(202)	(198)	(85)**	(335)	(104)	(228)
	%	%	%	%	%	%	%	%
Doing now/Definitely would	6	11	14	8	2	1	2	-
Doing now/Definitely would/Probably would	26	41	49	34	22	8	13	6
Doing Now	1	3	4	2	-	-	1	-
Definitely Would	5	8	11	7	2	-	1	-
Probably Would	20	30	35	26	20	8	11	6
Definitely would not/Probably Would not	50	32	31	32	50	73	64	79
Probably would not	22	20	20	21	19	27	35	24
Definitely would not	27	11	11	12	31	46	30	55
Not sure	22	24	18	29	27	17	23	14
Refused/Prefer not to answer	3	3	2	5	1	1	-	1

How willing or unwilling would you be to join a campaign to convince elected officials to take action to substantially reduce the nation’s use of fossil fuels by increasing energy efficiency and the use of renewable energy?

		Democrats					Republicans		
	Total Registered Voters	Total	Liberal	Mod/Con	Ind/Other	Total	Liberal/Mod	Con	
Unweighted Base	(860)	(401)	(202)	(198)	(85)**	(335)	(104)	(228)	
	%	%	%	%	%	%	%	%	
Doing now/Definitely would	11	15	21	9	15	5	8	3	
Doing now/Definitely would/Probably would	34	47	52	42	26	20	27	16	
Doing Now	2	4	7	2	-	1	3	-	
Definitely Would	8	11	14	7	14	4	5	3	
Probably Would	23	32	32	33	12	15	19	13	
Definitely would not/Probably Would not	39	24	24	24	44	59	45	66	
Probably would not	21	16	14	17	21	29	31	28	
Definitely would not	18	8	9	7	22	30	13	38	
Not sure	23	24	18	30	24	19	25	17	
Refused/Prefer not to answer	4	5	6	4	6	1	3	1	

How likely would you be to do each of the following things if a person you like and respect asked you to?

Sign a pledge to vote only for political candidates who share your views on global warming

	Total Registered Voters	Democrats				Republicans		
		Total	Liberal	Mod/Con	Ind/Other	Total	Liberal/Mod	Con
Unweighted Base	(860)	(401)	(202)	(198)	(85)**	(335)	(104)	(228)
	%	%	%	%	%	%	%	%
Definitely would/Probably would	37	49	55	44	30	26	31	24
Definitely would	9	12	14	10	11	5	3	6
Probably would	28	38	41	35	19	21	28	18
Definitely would not/Probably would not	47	34	31	37	54	60	57	63
Probably would not	21	20	22	19	18	22	33	17
Definitely would not	26	14	9	18	36	39	24	46
Don't Know	13	14	13	15	12	12	11	12
Refused/Prefer not to answer	2	2	1	3	4	1	1	2

Write letters, email, or phone government officials about global warming

	Total Registered Voters	Democrats				Republicans		
		Total	Liberal	Mod/Con	Ind/Other	Total	Liberal/Mod	Con
Unweighted Base	(860)	(401)	(202)	(198)	(85)**	(335)	(104)	(228)
	%	%	%	%	%	%	%	%
Definitely would/Probably would	29	42	50	36	17	17	23	14
Definitely would	5	8	9	8	3	2	1	2
Probably would	24	34	41	28	14	15	22	12
Definitely would not/Probably would not	56	42	38	45	68	70	64	73
Probably would not	29	28	25	30	33	30	39	26
Definitely would not	27	14	13	15	36	40	26	47
Don't Know	11	13	10	16	11	10	11	9
Refused/Prefer not to answer	3	3	2	4	4	3	2	3

How likely would you be to do each of the following things if a person you like and respect asked you to? (Cont'd.)

Meet with an elected official or their staff about global warming

	Total Registered Voters	Democrats				Republicans		
		Total	Liberal	Mod/Con	Ind/Other	Total	Liberal/Mod	Con
Unweighted Base	(860)	(401)	(202)	(198)	(85)**	(335)	(104)	(228)
	%	%	%	%	%	%	%	%
Definitely would/Probably would	26	35	41	30	26	15	20	13
Definitely would	3	5	6	5	4	1	1	2
Probably would	22	30	34	26	23	14	19	11
Definitely would not/Probably would not	59	48	46	50	54	71	65	75
Probably would not	32	32	29	34	28	33	40	30
Definitely would not	27	16	17	16	26	38	24	45
Don't Know	12	13	11	14	15	10	14	9
Refused/Prefer not to answer	4	4	2	6	4	3	1	4

Volunteer your time to elect a political candidate because they share your views on global warming

	Total Registered Voters	Democrats				Republicans		
		Total	Liberal	Mod/Con	Ind/Other	Total	Liberal/Mod	Con
Unweighted Base	(860)	(401)	(202)	(198)	(85)**	(335)	(104)	(228)
	%	%	%	%	%	%	%	%
Definitely would/Probably would	24	36	39	33	19	12	12	12
Definitely would	3	5	7	3	4	1	-	2
Probably would	21	31	32	30	15	11	12	11
Definitely would not/Probably would not	59	45	43	46	68	72	73	72
Probably would not	30	29	26	30	27	32	45	26
Definitely would not	29	16	17	16	41	40	28	46
Don't Know	14	15	15	16	11	14	14	13
Refused/Prefer not to answer	3	4	3	5	2	2	1	3

How likely would you be to do each of the following things if a person you like and respect asked you to? (Cont'd.)

Donate money to a political candidate because they share your views on global warming

	Total Registered Voters	Democrats				Republicans		
		Total	Liberal	Mod/Con	Ind/Other	Total	Liberal/Mod	Con
Unweighted Base	(860)	(401)	(202)	(198)	(85)**	(335)	(104)	(228)
	%	%	%	%	%	%	%	%
Definitely would/Probably would	22	32	39	26	15	12	16	11
Definitely would	3	5	7	4	4	1	-	1
Probably would	19	27	33	22	11	12	16	10
Definitely would not/Probably would not	62	51	45	56	69	74	72	76
Probably would not	30	32	31	32	27	28	39	22
Definitely would not	33	19	14	24	43	47	33	54
Don't Know	12	13	14	12	10	11	11	11
Refused/Prefer not to answer	4	4	2	6	5	2	1	3

How likely would you be to do each of the following things if a person you like and respect asked you to? (Cont'd.)

Sign a petition about global warming, either online or in person

		Democrats				Republicans		
	Total Registered Voters	Total	Liberal	Mod/Con	Ind/Other	Total	Liberal/Mod	Con
Unweighted Base	(860)	(401)	(202)	(198)	(85)**	(335)	(104)	(228)
	%	%	%	%	%	%	%	%
Definitely would/Probably would	48	64	70	60	40	32	42	26
Definitely would	15	24	30	19	11	6	3	7
Probably would	33	41	40	41	29	26	40	19
Definitely would not/Probably would not	39	21	19	24	52	58	47	63
Probably would not	17	13	13	12	25	20	27	17
Definitely would not	22	9	6	12	27	37	20	46
Don't Know	9	10	8	11	7	8	10	8
Refused/Prefer not to answer	3	5	4	5	1	2	1	3

Donate money to an organization working on global warming

		Democrats				Republicans		
	Total Registered Voters	Total	Liberal	Mod/Con	Ind/Other	Total	Liberal/Mod	Con
Unweighted Base	(860)	(401)	(202)	(198)	(85)**	(335)	(104)	(228)
	%	%	%	%	%	%	%	%
Definitely would/Probably would	28	45	53	38	15	12	23	7
Definitely would	3	6	8	5	1	-	1	-
Probably would	25	39	46	34	14	12	22	7
Definitely would not/Probably would not	56	37	33	41	70	73	62	79
Probably would not	25	22	21	23	24	26	34	23
Definitely would not	31	15	12	18	46	47	28	56
Don't Know	13	14	11	17	11	11	12	10
Refused/Prefer not to answer	3	3	2	4	5	3	3	4

How likely would you be to do each of the following things if a person you like and respect asked you to? (Cont'd.)

Write letters, email, or phone a newspaper about global warming

	Total Registered Voters	Democrats				Republicans		
		Total	Liberal	Mod/Con	Ind/Other	Total	Liberal/Mod	Con
Unweighted Base	(860)	(401)	(202)	(198)	(85)**	(335)	(104)	(228)
	%	%	%	%	%	%	%	%
Definitely would/Probably would	28	42	44	40	20	14	18	12
Definitely would	5	8	7	9	4	2	-	3
Probably would	23	33	37	30	16	12	18	9
Definitely would not/Probably would not	59	45	46	44	67	73	70	75
Probably would not	29	29	30	28	36	28	37	24
Definitely would not	30	16	16	17	31	45	33	51
Don't Know	11	11	9	14	9	10	11	10
Refused/Prefer not to answer	2	2	2	2	3	3	2	3

Support an organization engaging in non-violent civil disobedience (e.g., sit-ins, blockades, or trespassing) against corporate or government activities that make global warming worse

	Total Registered Voters	Democrats				Republicans		
		Total	Liberal	Mod/Con	Ind/Other	Total	Liberal/Mod	Con
Unweighted Base	(860)	(401)	(202)	(198)	(85)**	(335)	(104)	(228)
	%	%	%	%	%	%	%	%
Definitely would/Probably would	21	35	41	29	12	7	13	4
Definitely would	4	7	7	7	3	1	-	1
Probably would	17	28	34	22	9	7	13	3
Definitely would not/Probably would not	63	47	44	49	77	80	74	84
Probably would not	24	27	28	26	21	23	31	19
Definitely would not	39	20	16	23	56	57	43	65
Don't Know	12	14	12	15	7	10	12	8
Refused/Prefer not to answer	4	5	2	7	5	3	1	4

How likely would you be to do each of the following things if a person you like and respect asked you to? (Cont'd.)

Attend a neighborhood meeting to discuss global warming and actions people can take

	Total Registered Voters	Democrats				Republicans		
		Total	Liberal	Mod/Con	Ind/Other	Total	Liberal/Mod	Con
Unweighted Base	(860)	(401)	(202)	(198)	(85)**	(335)	(104)	(228)
	%	%	%	%	%	%	%	%
Definitely would/Probably would	38	53	54	51	35	23	37	16
Definitely would	6	11	11	10	3	2	2	1
Probably would	32	42	43	41	32	21	34	15
Definitely would not/Probably would not	48	34	35	34	48	61	46	69
Probably would not	25	24	26	23	22	26	27	25
Definitely would not	22	10	9	11	27	35	19	44
Don't Know	12	11	9	13	12	12	16	10
Refused/Prefer not to answer	3	1	1	2	5	4	1	5

Attend a public meeting or presentation about global warming

	Total Registered Voters	Democrats				Republicans		
		Total	Liberal	Mod/Con	Ind/Other	Total	Liberal/Mod	Con
Unweighted Base	(860)	(401)	(202)	(198)	(85)**	(335)	(104)	(228)
	%	%	%	%	%	%	%	%
Definitely would/Probably would	37	51	58	45	40	23	34	17
Definitely would	6	10	13	7	6	1	1	1
Probably would	32	42	46	38	34	22	33	16
Definitely would not/Probably would not	48	33	28	37	48	63	54	69
Probably would not	27	23	21	24	25	31	38	27
Definitely would not	21	10	8	13	23	33	16	41
Don't Know	13	14	11	17	11	12	12	12
Refused/Prefer not to answer	2	2	3	2	1	2	1	3

How likely would you be to do each of the following things if a person you like and respect asked you to? (Cont'd.)

Volunteer your time to an organization working on global warming

	Total Registered Voters	Democrats				Republicans		
		Total	Liberal	Mod/Con	Ind/Other	Total	Liberal/Mod	Con
Unweighted Base	(860)	(401)	(202)	(198)	(85)**	(335)	(104)	(228)
	%	%	%	%	%	%	%	%
Definitely would/Probably would	28	43	47	40	17	12	16	10
Definitely would	5	7	7	7	3	2	1	1
Probably would	23	36	40	33	14	11	15	9
Definitely would not/Probably would not	55	38	36	39	64	73	66	76
Probably would not	28	26	25	26	28	30	40	25
Definitely would not	27	12	11	14	36	42	26	51
Don't Know	15	16	14	17	18	12	16	11
Refused/Prefer not to answer	3	3	3	3	1	3	2	3

Host a neighborhood meeting in your home to discuss global warming and actions people can take

	Total Registered Voters	Democrats				Republicans		
		Total	Liberal	Mod/Con	Ind/Other	Total	Liberal/Mod	Con
Unweighted Base	(860)	(401)	(202)	(198)	(85)**	(335)	(104)	(228)
	%	%	%	%	%	%	%	%
Definitely would/Probably would	15	21	23	20	15	9	19	5
Definitely would	2	4	4	3	2	-	-	1
Probably would	13	18	19	16	13	9	19	4
Definitely would not/Probably would not	70	63	62	64	75	77	68	81
Probably would not	31	38	35	40	27	23	30	19
Definitely would not	39	25	27	24	49	54	37	62
Don't Know	11	13	11	14	9	11	12	11
Refused/Prefer not to answer	3	3	3	2	1	3	2	4

How likely would you be to do each of the following things if a person you like and respect asked you to? (Cont'd.)

Personally engage in non-violent civil disobedience (e.g., sit-ins, blockades, or trespassing) against corporate or government activities that make global warming worse

	Total Registered Voters	Democrats				Republicans		
		Total	Liberal	Mod/Con	Ind/Other	Total	Liberal/Mod	Con
Unweighted Base	(860)	(401)	(202)	(198)	(85)**	(335)	(104)	(228)
	%	%	%	%	%	%	%	%
Definitely would/Probably would	13	20	21	18	5	6	10	4
Definitely would	2	4	4	3	-	-	1	0
Probably would	11	16	18	15	5	6	9	4
Definitely would not/Probably would not	73	64	66	63	87	81	76	84
Probably would not	29	36	39	33	29	19	28	16
Definitely would not	45	28	27	29	57	62	48	69
Don't Know	11	12	11	13	5	9	12	8
Refused/Prefer not to answer	4	4	2	6	4	3	3	3

Political Efficacy

How much influence do you think each of the following has on the decisions that elected officials make about how to deal with global warming?

Large campaign contributors

	Total Registered Voters	Democrats				Ind/Other	Republicans		
		Total	Liberal	Mod/Con	Total		Liberal/Mod	Con	
Unweighted Base	(860)	(401)	(202)	(198)	(85)**	(335)	(104)	(228)	
	%	%	%	%	%	%	%	%	
A lot/Some	71	75	83	69	78	68	71	66	
A lot	52	54	62	47	65	48	47	48	
Some	19	21	21	22	14	20	24	18	
A little/No difference	12	10	9	11	9	16	10	18	
A little	7	6	7	5	5	7	6	8	
No influence	6	4	2	5	4	8	4	10	
Don't know	12	10	7	14	10	13	16	12	
Refused/Prefer not to answer	4	4	1	7	2	3	3	3	

Coal, oil, and natural gas companies

	Total Registered Voters	Democrats				Ind/Other	Republicans		
		Total	Liberal	Mod/Con	Total		Liberal/Mod	Con	
Unweighted Base	(860)	(401)	(202)	(198)	(85)**	(335)	(104)	(228)	
	%	%	%	%	%	%	%	%	
A lot/Some	67	73	78	68	70	61	67	57	
A lot	44	52	63	44	53	31	42	26	
Some	23	20	15	25	18	30	26	31	
A little/No difference	17	13	11	14	17	22	16	25	
A little	10	9	8	9	8	12	10	13	
No influence	7	4	2	5	9	10	5	12	
Don't know	13	12	9	14	10	15	16	14	
Refused/Prefer not to answer	3	3	2	3	2	2	1	3	

How much influence do you think each of the following has on the decisions that elected officials make about how to deal with global warming? (Cont'd.)

Solar, wind, and geothermal companies

	Total Registered Voters	Democrats				Republicans		
		Total	Liberal	Mod/Con	Ind/Other	Total	Liberal/Mod	Con
Unweighted Base	(860)	(401)	(202)	(198)	(85)**	(335)	(104)	(228)
	%	%	%	%	%	%	%	%
A lot/Some	57	58	58	59	63	56	56	55
A lot	19	16	14	18	30	22	19	24
Some	37	42	44	41	34	34	37	32
A little/No difference	26	27	31	24	25	26	25	27
A little	19	21	28	15	18	17	19	17
No influence	7	6	3	9	6	9	5	10
Don't know	14	13	10	15	9	15	16	15
Refused/Prefer not to answer	3	2	2	2	2	3	4	3

Climate scientists

	Total Registered Voters	Democrats				Republicans		
		Total	Liberal	Mod/Con	Ind/Other	Total	Liberal/Mod	Con
Unweighted Base	(860)	(401)	(202)	(198)	(85)**	(335)	(104)	(228)
	%	%	%	%	%	%	%	%
A lot/Some	53	55	57	53	51	55	52	56
A lot	17	16	13	19	18	19	22	18
Some	37	39	44	34	33	36	30	39
A little/No difference	29	29	33	25	33	28	32	26
A little	21	23	30	18	25	18	24	16
No influence	7	5	3	8	8	9	7	10
Don't know	14	14	9	18	13	13	15	13
Refused/Prefer not to answer	4	3	2	3	3	4	2	5

How much influence do you think each of the following has on the decisions that elected officials make about how to deal with global warming? (Cont'd.)

Environmentalists

	Total Registered Voters	Democrats			Ind/Other	Republicans		
		Total	Liberal	Mod/Con		Total	Liberal/Mod	Con
Unweighted Base	(860)	(401)	(202)	(198)	(85)**	(335)	(104)	(228)
	%	%	%	%	%	%	%	%
A lot/Some	53	54	51	56	52	54	43	59
A lot	19	14	10	17	25	24	16	27
Some	34	40	41	39	26	30	27	32
A little/No difference	31	33	39	28	35	28	39	23
A little	24	28	36	21	28	18	32	12
No influence	7	5	3	7	7	10	7	11
Don't know	13	11	8	14	9	14	17	13
Refused/Prefer not to answer	3	2	2	2	4	3	1	5

Public opinion polls

	Total Registered Voters	Democrats			Ind/Other	Republicans		
		Total	Liberal	Mod/Con		Total	Liberal/Mod	Con
Unweighted Base	(860)	(401)	(202)	(198)	(85)**	(335)	(104)	(228)
	%	%	%	%	%	%	%	%
A lot/Some	50	58	61	55	47	44	45	44
A lot	16	20	20	20	13	12	12	12
Some	34	38	41	35	34	32	33	31
A little/No difference	32	27	28	26	39	37	35	38
A little	22	20	22	19	29	22	23	20
No influence	10	7	6	7	9	15	12	17
Don't know	14	13	8	17	12	15	18	14
Refused/Prefer not to answer	4	3	3	3	2	4	2	5

How much influence do you think each of the following has on the decisions that elected officials make about how to deal with global warming? (Cont'd.)

The liberal news media

	Total Registered Voters	Democrats				Ind/Other	Republicans	
		Total	Liberal	Mod/Con	Liberal/Mod		Con	
Unweighted Base	(860)	(401)	(202)	(198)	(85)**	(335)	(104)	(228)
	%	%	%	%	%	%	%	%
A lot/Some	50	49	48	49	48	58	53	60
A lot	20	13	10	15	23	31	18	37
Some	30	36	38	34	25	27	35	23
A little/No difference	30	34	40	29	32	24	30	22
A little	21	24	29	21	27	15	22	12
No influence	9	9	11	8	6	9	8	10
Don't know	17	16	11	21	16	16	16	15
Refused/Prefer not to answer	3	2	2	1	3	3	1	4

The conservative news media

	Total Registered Voters	Democrats				Ind/Other	Republicans	
		Total	Liberal	Mod/Con	Liberal/Mod		Con	
Unweighted Base	(860)	(401)	(202)	(198)	(85)**	(335)	(104)	(228)
	%	%	%	%	%	%	%	%
A lot/Some	46	56	59	54	39	37	43	34
A lot	14	20	22	18	10	9	12	7
Some	32	37	37	36	29	28	31	27
A little/No difference	35	27	29	26	39	46	37	50
A little	24	21	23	19	25	29	29	29
No influence	11	7	6	7	14	17	9	21
Don't know	16	15	11	18	16	15	19	13
Refused/Prefer not to answer	3	2	1	2	6	2	1	3

How much influence do you think each of the following has on the decisions that elected officials make about how to deal with global warming? (Cont'd.)

The people in your district or state

	Total Registered Voters	Democrats				Ind/Other	Republicans		
		Total	Liberal	Mod/Con	Total		Liberal/Mod	Con	
Unweighted Base	(860)	(401)	(202)	(198)	(85)**	(335)	(104)	(228)	
	%	%	%	%	%	%	%	%	
A lot/Some	42	50	54	47	34	35	40	33	
A lot	8	10	10	11	7	5	8	4	
Some	34	40	44	36	26	30	32	29	
A little/No difference	39	33	34	33	50	44	40	45	
A little	26	24	25	24	32	27	29	26	
No influence	13	9	9	9	18	16	10	19	
Don't know	16	14	10	17	13	17	18	17	
Refused/Prefer not to answer	4	3	2	4	3	4	2	5	

People who share your views on global warming

	Total Registered Voters	Democrats				Ind/Other	Republicans		
		Total	Liberal	Mod/Con	Total		Liberal/Mod	Con	
Unweighted Base	(860)	(401)	(202)	(198)	(85)**	(335)	(104)	(228)	
	%	%	%	%	%	%	%	%	
A lot/Some	35	44	43	45	29	28	32	26	
A lot	7	9	5	13	2	5	4	5	
Some	28	35	38	32	27	24	28	21	
A little/No difference	46	41	46	36	53	50	44	53	
A little	30	30	35	26	29	30	32	29	
No influence	15	10	11	10	24	20	11	24	
Don't know	16	12	7	16	16	18	21	17	
Refused/Prefer not to answer	3	3	3	2	2	3	3	3	

If people who share your views work together, how much do you think they could influence the decisions of government officials regarding global warming?

	Total Registered Voters	Democrats			Ind/Other	Republicans		
		Total	Liberal	Mod/Con		Total	Liberal/Mod	Con
Unweighted Base	(860)	(401)	(202)	(198)	(85)**	(335)	(104)	(228)
	%	%	%	%	%	%	%	%
A lot/Moderate Amount	33	46	51	42	22	23	33	19
A lot	7	11	11	12	4	3	5	2
Moderate amount	26	35	40	30	18	20	28	17
Only a little/Not at all	47	38	37	38	56	57	48	60
Only a little	33	29	31	28	37	34	25	38
Not at all	15	8	6	10	19	22	23	22
Not sure	16	13	11	16	20	17	15	18
Refused/Prefer not to answer	3	3	1	5	2	3	4	3

Support for Energy Policies

How much do you support or oppose Congress and the President passing laws to increase energy efficiency and the use of renewable energy, as a way to reduce America’s dependence on fossil fuels?

	Total Registered Voters	Democrats				Republicans		
		Total	Liberal	Mod/Con	Ind/Other	Total	Liberal/Mod	Con
Unweighted Base	(860)	(401)	(202)	(198)	(85)**	(335)	(104)	(228)
	%	%	%	%	%	%	%	%
Strongly/Moderately Support	66	81	89	74	59	49	63	42
Strongly Support	28	46	58	36	14	9	12	8
Moderately Support	38	35	32	38	44	40	50	34
Strongly/Moderately Oppose	18	5	3	7	24	35	25	40
Moderately Oppose	10	4	3	6	10	19	17	20
Strongly Oppose	8	1	=	1	13	16	8	20
Not Sure	14	13	8	17	14	15	13	16
Refused/Prefer not to answer	2	1	1	1	3	1	-	2

How much do you support or oppose the following policies?

Provide tax rebates for people who purchase energy-efficient vehicles or solar panels

	Total Registered Voters	Democrats				Republicans		
		Total	Liberal	Mod/Con	Ind/Other	Total	Liberal/Mod	Con
Unweighted Base	(860)	(401)	(202)	(198)	(85)**	(335)	(104)	(228)
	%	%	%	%	%	%	%	%
Strongly/Somewhat Support	78	87	95	80	74	65	80	57
Strongly Support	30	41	50	33	28	18	25	14
Somewhat Support	48	46	45	47	46	47	55	43
Strongly/Somewhat Oppose	20	11	5	16	26	33	19	41
Somewhat Oppose	11	7	2	11	14	17	11	20
Strongly Oppose	9	4	3	5	12	16	8	20
Refused	2	2	-	4	-	2	1	2

Fund more research into renewable energy sources, such as solar and wind power

	Total Registered Voters	Democrats				Republicans		
		Total	Liberal	Mod/Con	Ind/Other	Total	Liberal/Mod	Con
Unweighted Base	(860)	(401)	(202)	(198)	(85)**	(335)	(104)	(228)
	%	%	%	%	%	%	%	%
Strongly/Somewhat Support	77	88	93	83	69	63	80	55
Strongly Support	32	49	58	41	23	12	18	10
Somewhat Support	44	39	35	42	45	51	62	45
Strongly/Somewhat Oppose	20	9	4	13	29	35	18	43
Somewhat Oppose	11	5	1	8	12	18	11	22
Strongly Oppose	9	4	3	5	17	16	7	21
Refused	3	3	3	4	3	2	2	2

How much do you support or oppose the following policies? (Cont'd.)

Regulate carbon dioxide (the primary greenhouse gas) as a pollutant

	Total Registered Voters	Democrats				Republicans		
		Total	Liberal	Mod/Con	Ind/Other	Total	Liberal/Mod	Con
Unweighted Base	(860)	(401)	(202)	(198)	(85)**	(335)	(104)	(228)
	%	%	%	%	%	%	%	%
Strongly/Somewhat Support	68	81	89	74	55	54	65	48
Strongly Support	24	38	40	36	19	8	14	6
Somewhat Support	44	43	48	39	36	45	51	42
Strongly/Somewhat Oppose	30	16	10	22	43	44	33	49
Somewhat Oppose	18	11	7	15	21	25	26	25
Strongly Oppose	12	5	3	7	22	19	7	24
Refused	2	2	1	3	2	3	2	3

Expand offshore drilling for oil and natural gas off the U.S. coast

	Total Registered Voters	Democrats				Republicans		
		Total	Liberal	Mod/Con	Ind/Other	Total	Liberal/Mod	Con
Unweighted Base	(860)	(401)	(202)	(198)	(85)**	(335)	(104)	(228)
	%	%	%	%	%	%	%	%
Strongly/Somewhat Support	59	43	34	51	65	77	75	78
Strongly Support	21	9	8	9	25	37	25	42
Somewhat Support	38	35	27	41	40	40	50	36
Strongly/Somewhat Oppose	40	55	66	46	35	20	22	19
Somewhat Oppose	26	35	39	32	19	15	17	14
Strongly Oppose	14	20	27	15	16	5	6	5
Refused	2	2	-	3	-	3	3	3

How much do you support or oppose the following policies? (Cont'd.)

Eliminate all federal subsidies for the fossil fuel industry (coal, oil, and natural gas), which currently total an estimated \$10.4 billion a year

	Total Registered Voters	Democrats				Republicans		
		Total	Liberal	Mod/Con	Ind/Other	Total	Liberal/Mod	Con
Unweighted Base	(860)	(401)	(202)	(198)	(85)**	(335)	(104)	(228)
	%	%	%	%	%	%	%	%
Strongly/Somewhat Support	58	66	77	57	55	48	56	43
Strongly Support	23	28	40	17	28	14	17	14
Somewhat Support	36	38	36	40	28	33	40	30
Strongly/Somewhat Oppose	39	32	23	39	42	49	43	52
Somewhat Oppose	29	25	18	31	31	34	33	34
Strongly Oppose	10	7	5	8	11	15	9	18
Refused	2	2	-	4	3	3	1	4

Require fossil fuel companies to pay a carbon tax and use the money to pay down the national debt

	Total Registered Voters	Democrats				Republicans		
		Total	Liberal	Mod/Con	Ind/Other	Total	Liberal/Mod	Con
Unweighted Base	(860)	(401)	(202)	(198)	(85)**	(335)	(104)	(228)
	%	%	%	%	%	%	%	%
Strongly/Somewhat Support	55	71	77	65	37	37	55	29
Strongly Support	16	23	27	19	9	7	12	4
Somewhat Support	39	48	50	46	27	30	43	24
Strongly/Somewhat Oppose	42	27	23	31	61	59	43	68
Somewhat Oppose	24	21	20	22	28	28	24	29
Strongly Oppose	19	7	3	9	33	31	18	38
Refused	2	2	-	4	3	3	3	4

How much do you support or oppose the following policies? (Cont'd.)

Require electric utilities to produce at least 20% of their electricity from wind, solar, or other renewable energy sources, even if it costs the average household an extra \$100 a year

	Total Registered Voters	Democrats			Ind/Other	Republicans		
		Total	Liberal	Mod/Con		Total	Liberal/Mod	Con
Unweighted Base	(860)	(401)	(202)	(198)	(85)**	(335)	(104)	(228)
	%	%	%	%	%	%	%	%
Strongly/Somewhat Support	54	71	81	63	43	33	52	24
Strongly Support	19	27	36	20	18	9	17	5
Somewhat Support	35	44	45	43	25	24	35	19
Strongly/Somewhat Oppose	44	27	19	35	55	65	47	73
Somewhat Oppose	24	20	14	25	26	29	24	31
Strongly Oppose	20	7	5	10	29	36	23	43
Refused	2	2	1	3	2	2	1	2

Require companies that produce or import fossil fuels (coal, oil, and natural gas) to pay a tax (a “carbon tax”) even if it costs the average household an average of \$180 per year

	Total Registered Voters	Democrats			Ind/Other	Republicans		
		Total	Liberal	Mod/Con		Total	Liberal/Mod	Con
Unweighted Base	(860)	(401)	(202)	(198)	(85)**	(335)	(104)	(228)
	%	%	%	%	%	%	%	%
Strongly/Somewhat Support	36	53	63	44	27	16	29	10
Strongly Support	10	16	21	11	6	3	7	2
Somewhat Support	26	37	42	33	21	13	22	8
Strongly/Somewhat Oppose	62	46	37	54	71	82	70	88
Somewhat Oppose	33	34	27	40	28	33	38	30
Strongly Oppose	29	12	9	14	44	49	32	58
Refused	2	2	-	3	2	2	2	2

How much do you support or oppose the following policies? (Cont'd.)

Eliminate all federal subsidies for the renewable energy industry (solar, wind, and geothermal), which currently total an estimated \$1.7 billion a year

	Total Registered Voters	Democrats			Ind/Other	Republicans		
		Total	Liberal	Mod/Con		Total	Liberal/Mod	Con
Unweighted Base	(860)	(401)	(202)	(198)	(85)**	(335)	(104)	(228)
	%	%	%	%	%	%	%	%
Strongly/Somewhat Support	34	26	19	31	31	43	35	47
Strongly Support	10	4	2	6	15	17	11	21
Somewhat Support	24	22	17	25	16	26	25	27
Strongly/Somewhat Oppose	65	73	81	66	67	55	64	50
Somewhat Oppose	34	32	31	33	37	37	45	33
Strongly Oppose	30	41	50	33	30	18	19	17
Refused	2	2	-	3	3	2	1	2

Increase taxes on gasoline by 25 cents per gallon and return the revenues to taxpayers by reducing the Federal income tax

	Total Registered Voters	Democrats			Ind/Other	Republicans		
		Total	Liberal	Mod/Con		Total	Liberal/Mod	Con
Unweighted Base	(860)	(401)	(202)	(198)	(85)**	(335)	(104)	(228)
	%	%	%	%	%	%	%	%
Strongly/Somewhat Support	31	42	49	36	25	19	30	13
Strongly Support	7	9	10	8	5	5	11	1
Somewhat Support	24	33	38	28	21	15	20	12
Strongly/Somewhat Oppose	67	55	51	59	74	79	68	84
Somewhat Oppose	30	31	28	33	20	29	29	29
Strongly Oppose	37	25	22	26	54	50	39	56
Refused	2	3	1	5	1	2	1	2

Support for Global Warming Policies

How much do you support or oppose the following policy? Set strict carbon dioxide emission limits on existing coal-fired power plants to reduce global warming and improve public health. Power plants would have to reduce their emissions and/or invest in renewable energy and energy efficiency. The cost of electricity to consumers and companies would likely increase.

	Total Registered Voters	Democrats				Republicans		
		Total	Liberal	Mod/Con	Ind/Other	Total	Liberal/Mod	Con
Unweighted Base	(860)	(401)	(202)	(198)	(85)**	(335)	(104)	(228)
	%	%	%	%	%	%	%	%
Strongly/Somewhat Support	64	82	89	76	48	43	65	31
Strongly Support	19	29	40	19	20	9	15	5
Somewhat Support	45	53	50	57	29	34	50	26
Strongly/Somewhat Oppose	35	18	11	23	50	57	35	69
Somewhat Oppose	22	13	9	17	30	33	25	38
Strongly Oppose	13	4	1	7	20	24	11	31
Refused	-	-	-	1	2	-	-	-

How big of an effort should the United States make to reduce global warming?

	Total Registered Voters	Democrats				Republicans		
		Total	Liberal	Mod/Con	Ind/Other	Total	Liberal/Mod	Con
Unweighted Base	(860)	(401)	(202)	(198)	(85)**	(335)	(104)	(228)
	%	%	%	%	%	%	%	%
A small-scale effort, even if it has small economic costs	22	12	11	12	33	32	33	32
A medium-scale effort, even if it has moderate economic costs	35	40	41	39	18	30	39	25
A large-scale effort, even if it has large economic costs	27	44	46	42	23	7	13	5
No effort	16	4	2	6	26	31	15	39
Refused	-	-	-	1	-	-	-	-

People disagree whether the United States should reduce greenhouse gas emissions on its own, or make reductions only if other countries do so. Which of the following statements comes closest to your own point of view?

	Total Registered Voters	Democrats			Ind/ Other	Republicans		
		Total	Liberal	Mod/ Con		Total	Liberal/ Mod	Con
Unweighted Base	(860)	(401)	(202)	(198)		(85)**		(335)
	%	%	%	%		%		%
Regardless of what other countries do	62	75	84	66	53	48	57	43
Only if other industrialized countries (such as England, Germany, and Japan) reduce their emissions	3	2	2	2	5	4	7	3
Only if other industrialized countries and developing countries (such as China, India, and Brazil) reduce their emissions	9	6	5	7	8	13	12	14
The U.S. should not reduce its emissions	7	1	1	1	16	14	5	19
Don't know	19	16	7	24	18	20	19	21

Do you think each of the following should be doing more or less to address global warming?

Your local government officials

	Total Registered Voters	Democrats				Ind/ Other	Republicans		
		Total	Liberal	Mod/ Con	Total		Liberal/ Mod	Con	
Unweighted Base	(860)	(401)	(202)	(198)	(85)**	(335)	(104)	(228)	
	%	%	%	%	%	%	%	%	
Much More/More	53	72	74	70	44	31	55	19	
Much more	17	26	27	26	14	5	6	5	
More	35	45	46	44	29	26	49	14	
Currently doing the right amount	29	20	20	19	29	38	31	41	
Less/Much less	18	8	6	10	26	31	12	40	
Less	9	5	5	5	12	13	6	17	
Much Less	10	3	1	5	14	18	6	23	
Refused	-	-	-	1	2	-	1	-	

Your governor

	Total Registered Voters	Democrats				Ind/ Other	Republicans		
		Total	Liberal	Mod/ Con	Total		Liberal/ Mod	Con	
Unweighted Base	(860)	(401)	(202)	(198)	(85)**	(335)	(104)	(228)	
	%	%	%	%	%	%	%	%	
Much More/More	54	74	81	69	46	30	50	19	
Much more	19	29	31	28	22	4	5	4	
More	35	45	50	41	24	25	45	14	
Currently doing the right amount	27	17	15	18	28	38	33	41	
Less/Much less	19	8	4	12	25	32	16	40	
Less	9	5	3	7	8	14	8	17	
Much Less	10	3	-	6	17	18	9	23	
Refused	-	-	-	1	2	-	1	-	

**Do you think each of the following should be doing more or less to address global warming?
(Cont'd.)**

The U.S. Congress

	Total Registered Voters	Democrats				Republicans		
		Total	Liberal	Mod/Con	Ind/Other	Total	Liberal/Mod	Con
Unweighted Base	(860)	(401)	(202)	(198)	(85)**	(335)	(104)	(228)
	%	%	%	%	%	%	%	%
Much More/More	59	80	85	76	51	33	57	20
Much more	26	39	45	33	26	8	11	7
More	33	41	40	43	25	25	46	14
Currently doing the right amount	21	14	13	15	17	29	26	31
Less/Much less	20	6	3	9	30	38	16	49
Less	9	3	1	4	10	16	8	20
Much Less	11	3	1	4	20	22	8	29
Refused	-	-	-	1	2	-	1	-

Your member of Congress

	Total Registered Voters	Democrats				Republicans		
		Total	Liberal	Mod/Con	Ind/Other	Total	Liberal/Mod	Con
Unweighted Base	(860)	(401)	(202)	(198)	(85)**	(335)	(104)	(228)
	%	%	%	%	%	%	%	%
Much More/More	56	77	81	73	46	31	52	19
Much more	20	31	34	27	20	6	7	6
More	35	46	46	45	26	24	45	13
Currently doing the right amount	25	16	17	15	23	35	31	38
Less/Much less	19	8	3	12	29	34	16	43
Less	9	4	1	6	9	15	8	19
Much Less	11	4	2	5	20	19	7	25
Refused	-	-	-	1	2	-	1	-

**Do you think each of the following should be doing more or less to address global warming?
(Cont'd.)**

President Obama

	Total Registered Voters	Democrats				Republicans		
		Total	Liberal	Mod/Con	Ind/Other	Total	Liberal/Mod	Con
Unweighted Base	(860)	(401)	(202)	(198)	(85)**	(335)	(104)	(228)
	%	%	%	%	%	%	%	%
Much More/More	50	68	67	68	40	31	53	19
Much more	18	24	21	27	21	8	12	6
More	33	43	47	41	19	23	41	13
Currently doing the right amount	27	27	29	25	28	26	27	25
Less/Much less	22	5	4	7	30	43	19	55
Less	7	2	3	1	4	14	6	18
Much Less	15	3	1	5	26	29	13	37
Refused	-	-	-	1	2	-	1	-

Corporations and industry

	Total Registered Voters	Democrats				Republicans		
		Total	Liberal	Mod/Con	Ind/Other	Total	Liberal/Mod	Con
Unweighted Base	(860)	(401)	(202)	(198)	(85)**	(335)	(104)	(228)
	%	%	%	%	%	%	%	%
Much More/More	69	84	90	78	65	50	71	40
Much more	37	54	58	51	29	16	27	11
More	31	30	32	27	36	34	44	29
Currently doing the right amount	18	10	7	13	19	27	19	31
Less/Much less	13	5	3	8	14	23	9	30
Less	5	2	1	3	4	9	5	11
Much Less	8	3	1	5	10	13	4	18
Refused	-	-	-	1	2	-	1	-

**Do you think each of the following should be doing more or less to address global warming?
(Cont'd.)**

Citizens themselves

	Total Registered Voters	Democrats				Republicans		
		Total	Liberal	Mod/Con	Ind/Other	Total	Liberal/Mod	Con
Unweighted Base	(860)	(401)	(202)	(198)	(85)**	(335)	(104)	(228)
	%	%	%	%	%	%	%	%
Much More/More	66	82	86	78	62	47	70	35
Much more	22	34	38	31	14	7	9	6
More	44	47	48	46	48	40	60	29
Currently doing the right amount	22	11	7	15	22	32	22	38
Less/Much less	12	7	6	7	14	21	8	27
Less	6	4	5	2	8	8	4	10
Much Less	7	3	2	4	7	13	5	17
Refused	-	-	-	1	2	-	1	-

Do you think the federal government should be doing more, less, or about the same amount as it is doing now to protect people from the impacts of global warming, such as flooding, drought, and heat waves?

	Total Registered Voters	Democrats				Republicans		
		Total	Liberal	Mod/Con	Ind/Other	Total	Liberal/Mod	Con
Unweighted Base	(860)	(401)	(202)	(198)	(85)**	(335)	(104)	(228)
	%	%	%	%	%	%	%	%
More	42	60	67	55	33	21	39	13
Same amount	21	20	21	19	17	23	26	21
Less	16	4	1	6	26	32	12	42
Not sure	19	15	12	17	22	23	21	23
Refused/Prefer not to answer	2	2	-	3	2	1	2	1

Please indicate whether you agree or disagree with the following statements. If our nation takes steps to reduce global warming, it will...

Help free us from dependence on foreign oil

	Total Registered Voters	Democrats				Republicans		
		Total	Liberal	Mod/Con	Ind/Other	Total	Liberal/Mod	Con
Unweighted Base	(860)	(401)	(202)	(198)	(85)**	(335)	(104)	(228)
	%	%	%	%	%	%	%	%
Strongly/moderately agree	55	71	80	64	46	36	46	31
Strongly agree	22	33	37	29	14	9	11	7
Moderately agree	33	39	43	35	31	28	35	24
Neither agree nor disagree	19	15	9	20	10	26	25	27
Moderately/strongly disagree	15	6	2	9	28	27	16	33
Moderately disagree	7	2	0	5	12	13	7	16
Strongly disagree	8	3	2	4	16	14	9	17
Refused	8	7	7	7	11	9	9	9

Improve people's health

	Total Registered Voters	Democrats				Republicans		
		Total	Liberal	Mod/Con	Ind/Other	Total	Liberal/Mod	Con
Unweighted Base	(860)	(401)	(202)	(198)	(85)**	(335)	(104)	(228)
	%	%	%	%	%	%	%	%
Strongly/moderately agree	54	72	79	65	46	34	48	27
Strongly agree	22	38	41	35	8	6	11	3
Moderately agree	32	34	38	30	38	28	36	24
Neither agree nor disagree	23	17	11	22	25	30	29	31
Moderately/strongly disagree	13	6	4	7	14	24	11	31
Moderately disagree	6	3	2	5	4	12	5	15
Strongly disagree	7	2	3	2	9	13	6	16
Refused	8	5	5	5	12	11	10	11

Please indicate whether you agree or disagree with the following statements. If our nation takes steps to reduce global warming, it will... (Cont'd.)

Improve our national security

	Total Registered Voters	Democrats				Republicans		
		Total	Liberal	Mod/Con	Ind/Other	Total	Liberal/Mod	Con
Unweighted Base	(860)	(401)	(202)	(198)	(85)**	(335)	(104)	(228)
	%	%	%	%	%	%	%	%
Strongly/moderately agree	27	37	47	29	24	14	22	9
Strongly agree	9	14	15	12	8	3	6	2
Moderately agree	18	24	32	16	16	11	16	8
Neither agree nor disagree	34	35	28	42	26	33	37	31
Moderately/strongly disagree	24	12	9	14	32	41	27	48
Moderately disagree	10	6	4	8	8	15	16	15
Strongly disagree	15	6	5	6	23	25	11	33
Refused	13	13	13	13	14	12	14	11

Create green jobs and a stronger economy

	Total Registered Voters	Democrats				Republicans		
		Total	Liberal	Mod/Con	Ind/Other	Total	Liberal/Mod	Con
Unweighted Base	(860)	(401)	(202)	(198)	(85)**	(335)	(104)	(228)
	%	%	%	%	%	%	%	%
Strongly/moderately agree	50	68	76	62	42	30	47	20
Strongly agree	17	28	35	22	14	4	11	1
Moderately agree	33	40	40	40	28	25	36	19
Neither agree nor disagree	22	17	13	21	20	26	24	27
Moderately/strongly disagree	16	5	4	6	20	32	16	40
Moderately disagree	8	3	2	3	11	14	9	17
Strongly disagree	9	3	2	3	9	17	6	23
Refused	10	8	6	10	13	12	12	12

Please indicate whether you agree or disagree with the following statements. If our nation takes steps to reduce global warming, it will... (Cont'd.)

Save many plant and animal species from extinction

	Total Registered Voters	Democrats				Republicans		
		Total	Liberal	Mod/Con	Ind/Other	Total	Liberal/Mod	Con
Unweighted Base	(860)	(401)	(202)	(198)	(85)**	(335)	(104)	(228)
	%	%	%	%	%	%	%	%
Strongly/moderately agree	52	71	80	63	47	32	51	22
Strongly agree	22	35	40	31	16	7	11	5
Moderately agree	31	36	40	32	31	25	40	17
Neither agree nor disagree	21	15	9	21	16	29	26	31
Moderately/strongly disagree	16	7	4	9	20	28	13	36
Moderately disagree	7	4	2	7	5	11	7	13
Strongly disagree	9	2	2	2	16	17	6	23
Refused	9	6	7	5	14	10	9	11

Protect God's creation

	Total Registered Voters	Democrats				Republicans		
		Total	Liberal	Mod/Con	Ind/Other	Total	Liberal/Mod	Con
Unweighted Base	(860)	(401)	(202)	(198)	(85)**	(335)	(104)	(228)
	%	%	%	%	%	%	%	%
Strongly/moderately agree	41	50	42	56	34	33	38	30
Strongly agree	18	28	23	32	16	7	8	6
Moderately agree	23	22	20	24	18	25	30	23
Neither agree nor disagree	26	22	21	24	24	32	32	32
Moderately/strongly disagree	15	11	11	10	18	19	12	23
Moderately disagree	5	4	2	6	6	7	6	7
Strongly disagree	9	7	10	4	12	13	6	16
Refused	11	8	10	6	15	11	11	12

Please indicate whether you agree or disagree with the following statements. If our nation takes steps to reduce global warming, it will... (Cont'd.)

Save many people around the world from poverty and starvation

	Total Registered Voters	Democrats				Republicans		
		Total	Liberal	Mod/Con	Ind/Other	Total	Liberal/Mod	Con
Unweighted Base	(860)	(401)	(202)	(198)	(85)**	(335)	(104)	(228)
	%	%	%	%	%	%	%	%
Strongly/moderately agree	34	51	58	44	27	14	25	8
Strongly agree	12	21	22	21	8	3	6	1
Moderately agree	22	29	36	24	19	12	19	8
Neither agree nor disagree	30	27	24	29	22	35	41	33
Moderately/strongly disagree	23	11	7	15	33	37	20	46
Moderately disagree	11	7	4	10	14	17	11	20
Strongly disagree	12	4	3	5	19	21	10	27
Refused	11	9	9	9	15	12	13	12

Provide a better life for our children and grandchildren

	Total Registered Voters	Democrats				Republicans		
		Total	Liberal	Mod/Con	Ind/Other	Total	Liberal/Mod	Con
Unweighted Base	(860)	(401)	(202)	(198)	(85)**	(335)	(104)	(228)
	%	%	%	%	%	%	%	%
Strongly/moderately agree	60	78	85	71	50	40	60	30
Strongly agree	31	52	61	45	17	9	17	5
Moderately agree	29	26	25	27	33	32	42	25
Neither agree nor disagree	18	12	7	17	18	26	19	29
Moderately/strongly disagree	13	5	3	6	16	23	11	29
Moderately disagree	6	3	2	4	5	10	7	12
Strongly disagree	7	2	2	2	11	12	4	17
Refused	7	4	3	4	13	10	10	10

Please indicate whether you agree or disagree with the following statements. If our nation takes steps to reduce global warming, it will... (Cont'd.)

Prevent the destruction of most life on the planet

	Total Registered Voters	Democrats				Republicans		
		Total	Liberal	Mod/Con	Ind/Other	Total	Liberal/Mod	Con
Unweighted Base	(860)	(401)	(202)	(198)	(85)**	(335)	(104)	(228)
	%	%	%	%	%	%	%	%
Strongly/moderately agree	45	65	71	59	33	22	38	13
Strongly agree	18	31	34	29	13	4	9	2
Moderately agree	26	34	37	31	20	17	29	11
Neither agree nor disagree	22	19	12	24	19	28	24	30
Moderately/strongly disagree	22	9	9	9	29	40	27	47
Moderately disagree	10	5	5	5	8	17	14	18
Strongly disagree	13	4	4	4	21	24	14	29
Refused	9	6	7	6	15	9	8	9

Protect the world's poorest people from environmental harm caused by the world's richest people

	Total Registered Voters	Democrats				Republicans		
		Total	Liberal	Mod/Con	Ind/Other	Total	Liberal/Mod	Con
Unweighted Base	(860)	(401)	(202)	(198)	(85)**	(335)	(104)	(228)
	%	%	%	%	%	%	%	%
Strongly/moderately agree	38	54	64	46	35	16	27	10
Strongly agree	13	21	27	16	8	2	3	1
Moderately agree	25	33	36	29	27	14	24	9
Neither agree nor disagree	26	28	20	34	15	28	31	27
Moderately/strongly disagree	24	9	5	12	33	41	30	47
Moderately disagree	10	4	2	6	11	16	16	16
Strongly disagree	14	5	3	6	22	25	14	31
Refused	10	7	8	6	14	13	11	14

Please indicate whether you agree or disagree with the following statements. If our nation takes steps to reduce global warming, it will... (Cont'd.)

Lead to more government regulation

	Total Registered Voters	Democrats				Republicans		
		Total	Liberal	Mod/Con	Ind/Other	Total	Liberal/Mod	Con
Unweighted Base	(860)	(401)	(202)	(198)	(85)**	(335)	(104)	(228)
	%	%	%	%	%	%	%	%
Strongly/moderately agree	52	44	49	39	60	62	53	65
Strongly agree	23	11	12	11	37	36	25	41
Moderately agree	29	33	37	28	24	26	28	24
Neither agree nor disagree	25	30	26	34	19	19	22	18
Moderately/strongly disagree	13	16	15	17	6	10	13	8
Moderately disagree	8	11	12	11	3	6	8	5
Strongly disagree	4	5	4	6	3	4	6	3
Refused	9	8	8	8	11	9	11	8

Cost jobs and harm our economy

	Total Registered Voters	Democrats				Republicans		
		Total	Liberal	Mod/Con	Ind/Other	Total	Liberal/Mod	Con
Unweighted Base	(860)	(401)	(202)	(198)	(85)**	(335)	(104)	(228)
	%	%	%	%	%	%	%	%
Strongly/moderately agree	22	11	11	11	45	32	20	38
Strongly agree	9	4	4	4	20	14	2	20
Moderately agree	13	7	8	7	25	18	18	19
Neither agree nor disagree	25	24	18	29	13	28	26	28
Moderately/strongly disagree	40	53	59	49	27	26	39	19
Moderately disagree	21	26	28	25	20	15	19	12
Strongly disagree	19	27	31	24	7	11	20	7
Refused	11	9	9	9	13	12	13	12

Please indicate whether you agree or disagree with the following statements. If our nation takes steps to reduce global warming, it will... (Cont'd.)

Undermine American sovereignty

	Total Registered Voters	Democrats				Republicans		
		Total	Liberal	Mod/Con	Ind/Other	Total	Liberal/Mod	Con
Unweighted Base	(860)	(401)	(202)	(198)	(85)**	(335)	(104)	(228)
	%	%	%	%	%	%	%	%
Strongly/moderately agree	15	10	8	11	22	20	8	25
Strongly agree	6	4	3	5	10	8	2	11
Moderately agree	9	6	5	6	12	12	6	14
Neither agree nor disagree	30	26	19	32	18	39	45	36
Moderately/strongly disagree	39	50	60	41	44	26	27	25
Moderately disagree	15	17	16	17	15	14	16	13
Strongly disagree	24	33	44	23	29	12	11	12
Refused	14	13	11	15	11	15	18	13

Cause energy prices to rise

	Total Registered Voters	Democrats				Republicans		
		Total	Liberal	Mod/Con	Ind/Other	Total	Liberal/Mod	Con
Unweighted Base	(860)	(401)	(202)	(198)	(85)**	(335)	(104)	(228)
	%	%	%	%	%	%	%	%
Strongly/moderately agree	53	48	58	40	67	60	55	63
Strongly agree	21	15	14	16	33	29	22	33
Moderately agree	32	33	43	24	35	30	33	29
Neither agree nor disagree	22	28	22	34	9	17	17	16
Moderately/strongly disagree	14	15	12	18	8	13	15	12
Moderately disagree	7	9	8	9	7	5	5	6
Strongly disagree	6	6	4	9	1	7	10	6
Refused	9	8	7	8	10	10	13	8

Please indicate whether you agree or disagree with the following statements. If our nation takes steps to reduce global warming, it will... (Cont'd.)

Interfere with the free market

	Total Registered Voters	Democrats				Republicans		
		Total	Liberal	Mod/Con	Ind/Other	Total	Liberal/Mod	Con
Unweighted Base	(860)	(401)	(202)	(198)	(85)**	(335)	(104)	(228)
	%	%	%	%	%	%	%	%
Strongly/moderately agree	25	14	16	12	39	37	25	43
Strongly agree	11	7	7	6	21	16	5	22
Moderately agree	14	7	8	6	18	21	20	21
Neither agree nor disagree	34	38	32	44	22	32	38	29
Moderately/strongly disagree	26	34	40	30	26	17	23	14
Moderately disagree	14	18	21	15	11	11	19	8
Strongly disagree	12	17	19	15	15	6	5	6
Refused	12	12	12	12	11	12	11	12

Harm poor people more than it helps them

	Total Registered Voters	Democrats				Republicans		
		Total	Liberal	Mod/Con	Ind/Other	Total	Liberal/Mod	Con
Unweighted Base	(860)	(401)	(202)	(198)	(85)**	(335)	(104)	(228)
	%	%	%	%	%	%	%	%
Strongly/moderately agree	18	12	12	11	32	25	16	28
Strongly agree	7	3	2	3	13	11	8	13
Moderately agree	11	9	9	8	18	13	9	15
Neither agree nor disagree	27	24	17	31	11	33	36	32
Moderately/strongly disagree	42	53	61	46	35	30	33	28
Moderately disagree	20	24	25	23	19	15	19	13
Strongly disagree	22	29	36	23	17	15	14	15
Refused	12	10	9	10	16	12	14	11

Global Warming Beliefs and Attitudes

What do you think: Do you think that global warming is happening?

	Total Registered Voters	Democrats				Republicans		
		Total	Liberal	Mod/Con	Ind/Other	Total	Liberal/Mod	Con
Unweighted Base	(860)	(401)	(202)	(198)	(85)**	(335)	(104)	(228)
	%	%	%	%	%	%	%	%
Yes	66	88	93	84	59	40	61	28
No	21	5	3	6	26	40	19	51
Don't know	14	7	4	10	15	20	20	20

Assuming global warming is happening, do you think it is...

	Total Registered Voters	Democrats				Republicans		
		Total	Liberal	Mod/Con	Ind/Other	Total	Liberal/Mod	Con
Unweighted Base	(860)	(401)	(202)	(198)	(85)**	(335)	(104)	(228)
	%	%	%	%	%	%	%	%
Caused mostly by human activities	51	69	75	64	33	31	47	22
Caused mostly by natural changes in the environment	34	24	19	28	42	46	38	50
Caused by both human activities and natural changes (volunteered)	6	5	6	4	11	6	6	6
Other	1	1	-	1	6	1	1	2
None of the above because global warming isn't happening	8	2	1	3	8	16	8	20

To the best of your knowledge, what percentage of climate scientists think that human-caused global warming is happening? Please click on the slider bar below to indicate your answer. You can slide the indicator to the position that best describes your opinion. If the indicator does not work, you can enter a number in the number box.

	Total Registered Voters	Democrats				Republicans		
		Total	Liberal	Mod/Con	Ind/Other	Total	Liberal/Mod	Con
Unweighted Base	(860)	(401)	(202)	(198)	(85)**	(335)	(104)	(228)
	%	%	%	%	%	%	%	%
0-10	2	2	2	2	3	1	1	2
1-20	1	1	1	0	2	2	0	3
21-30	5	4	1	6	6	7	5	9
31-40	3	2	2	1	1	5	6	4
41-50	15	11	8	13	16	21	20	22
51-60	7	4	1	6	10	9	12	8
61-70	7	8	5	10	5	8	11	6
71-80	15	19	19	20	10	12	16	10
81-90	9	12	18	8	9	4	7	3
91-100	10	17	28	7	7	3	1	3
Mean (including 0)	47.58	55.95	66.04	47.16	40.80	40.33	45.48	37.32
Median (including 0)	50	69	76	51	50	50	50	45
Don't know enough to say	25	20	14	26	32	27	23	29

How worried are you about global warming?

	Total Registered Voters	Democrats				Republicans		
		Total	Liberal	Mod/Con	Ind/Other	Total	Liberal/Mod	Con
Unweighted Base	(860)	(401)	(202)	(198)	(85)**	(335)	(104)	(228)
	%	%	%	%	%	%	%	%
Very/Somewhat	56	81	84	77	37	30	51	19
Very	16	27	31	23	11	3	6	2
Somewhat	40	54	53	54	26	27	45	17
Not very/Not at all	44	19	16	23	63	70	49	81
Not very	26	15	14	16	38	37	38	37
Not at all	17	5	2	7	25	33	11	45

When do you think global warming will start to harm people in the United States?

	Total Registered Voters	Democrats				Republicans		
		Total	Liberal	Mod/Con	Ind/Other	Total	Liberal/Mod	Con
Unweighted Base	(860)	(401)	(202)	(198)	(85)**	(335)	(104)	(228)
	%	%	%	%	%	%	%	%
They are being harmed right now	32	45	50	41	34	14	24	8
In 10, 25, 50, 100 yrs	51	50	47	52	51	52	60	48
10 yrs	9	15	16	15	4	4	4	3
25 yrs	12	14	13	15	15	9	11	8
50 yrs	15	14	11	16	10	16	23	12
100 yrs	15	7	8	6	21	23	21	24
Never	17	4	2	6	16	35	16	44
Refused	-	-	-	1	-	-	-	-

How much do you agree or disagree with the following statements...? I could easily change my mind about global warming

	Total Registered Voters	Democrats				Republicans		
		Total	Liberal	Mod/Con	Ind/Other	Total	Liberal/Mod	Con
Unweighted Base	(860)	(401)	(202)	(198)	(85)**	(335)	(104)	(228)
	%	%	%	%	%	%	%	%
Strongly/Somewhat Agree	31	28	23	32	29	37	51	30
Strongly agree	3	5	2	7	6	1	0	1
Somewhat agree	28	23	21	25	24	36	50	28
Strongly/Somewhat Disagree	69	72	77	68	70	63	49	70
Somewhat disagree	35	31	31	32	45	36	36	36
Strongly disagree	34	41	46	36	25	27	14	35
Refused	-	-	-	1	1	-	-	-

Appendix II: Survey Method

The data in this report are based on a nationally representative survey of 860 American adults who say they are currently registered to vote, aged 18 and older, conducted from April 11-24, 2014. All questionnaires were self-administered by respondents in a web-based environment. The survey took, on average, about 32 minutes to complete.

The sample was drawn from GfK's KnowledgePanel[®], an online panel of members drawn using probability sampling methods. Prospective members are recruited using a combination of random digit dial and address-based sampling techniques that cover virtually all (non-institutional) resident phone numbers and addresses in the United States. Those contacted who would choose to join the panel but do not have access to the Internet are loaned computers and given Internet access so they may participate.

The sample therefore includes a representative cross-section of American adults – irrespective of whether they have Internet access, use only a cell phone, etc. Key demographic variables were weighted, post survey, to match US Census Bureau norms.

The survey instrument was designed by Anthony Leiserowitz, Geoff Feinberg, and Seth Rosenthal of Yale University, and Edward Maibach and Connie Roser-Renouf of George Mason University.

Margins of error

All samples are subject to some degree of sampling error—that is, statistical results obtained from a sample can be expected to differ somewhat from results that would be obtained if every member of the target population was interviewed. Average margins of error, at the 95% confidence level, are as follows:

April 2014: Fielded April 11-14, 2014 with 1,013 American adults. The margin of sampling error is plus or minus 3 percentage points for the total population. Subgroup margins of error are:

- Democrats (total): Plus or minus 5 points.
- Liberal Democrats: Plus or minus 7 points.
- Moderate/conservative Democrats: Plus or minus 7 points.
- Independents: Plus or minus 11 points.
- Republicans (total): Plus or minus 5 points.
- Liberal/moderate Republicans: Plus or minus 10 points.
- Conservative Republicans: Plus or minus 6 points.

Rounding error

For tabulation purposes, percentage points are rounded off to the nearest whole number. As a result, percentages in a given chart may total slightly higher or lower than 100%.

Appendix III: Demographics

Registered Voters Demographics

	N (unweighted)	% (weighted)
Total	860	100
Sex		
Men	430	48
Women	430	52
Age		
Generation Y (18-30)	117	19
Generation X (31-48)	205	28
Baby Boomers (49-67)	378	39
WWII (68+)	160	14
Education		
Less than high school	44	9
High school graduate	174	27
Some college/Associate degree	293	32
College graduate	207	20
Post graduate	142	13
Household Income		
<\$25K	126	14
\$25K - <\$50K	177	21
\$50K - <\$75K	167	20
\$75K - <\$100K	135	16
\$100K - <\$125K	120	14
\$125K+	135	15
Hispanic		
Yes	59	11
Race/Ethnicity		
White, non-Hispanic	666	71
Black, African-American non-Hispanic	84	11
Other non-Hispanic	51	7
Region		
Northeast	146	18
Midwest	225	23
South	295	37
West	194	23

Total Sample Demographics

	N (unweighted)	% (weighted)
Total	1,013	100
Sex		
Men	496	48
Women	517	52
Age		
Generation Y (18-30)	164	23
Generation X (31-48)	251	29
Baby Boomers (49-67)	431	36
WWII (68+)	167	12
Education		
Less than high school	77	12
High school graduate	231	30
Some college/tech	331	29
College graduate	227	18
Post graduate	147	11
Household Income		
<\$25K	179	18
\$25K - <\$50K	221	23
\$50K - <\$75K	192	18
\$75K - <\$100K	144	15
\$100K - <\$125K	131	13
\$125K+	146	13
Hispanic		
Yes	92	15
Race/Ethnicity		
White, non-Hispanic	751	66
Black, African-American non-Hispanic	102	12
Other non-Hispanic	68	7
Region		
Northeast	176	18
Midwest	254	22
South	350	37
West	233	23

